

English vocabulary



Conseils d'utilisation

- . Chaque **fiche** correspond à une **semaine**, et chaque **case** correspond à un **jour**.
- . On commence par **lire** à l'enfant les mots au **recto**, puis on lui demande de les **répéter** sans regarder.
- . On passe ensuite au **verso**, et on lui demande de **montrer** les mots appris qu'on lui nomme (en s'aidant de la formulation proposée).
- . Toujours au **verso**, on demande à l'enfant de **nommer** les noms appris qu'on lui montre.
- . Chaque jour, on **reprend au verso** tous les mots déjà vus les **4 jours précédents**.
- . Ensuite on fait faire les **exercices** correspondants sur la fiche du jour.

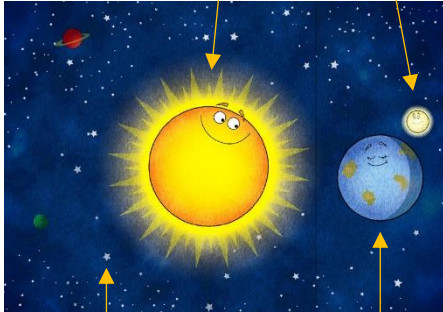
- . Les **nuages rouges** indiquent que des **conseils pédagogiques** vous sont proposés ; vous les trouverez sur le site, dans le document intitulé « Conseils pédagogiques pour les leçons ».

1- The time

1a

the sun

the moon



a star

the earth

1b

the morning

the day



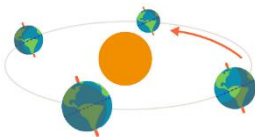
the evening

the night

1c

a year

a month



a week



the seasons

1d

summer

autumn



spring



winter

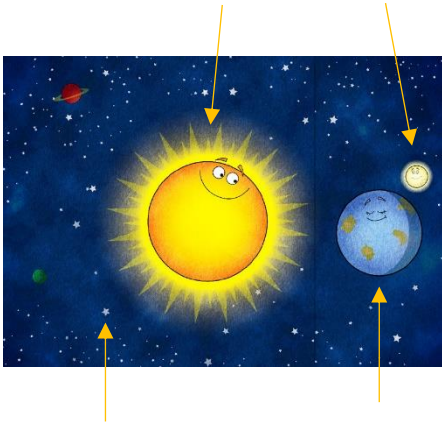
I. Show me ...

Answer : « *This is ...* »

II. What is this ? (montrer à l'enfant)

Answer : « *This is ...* »

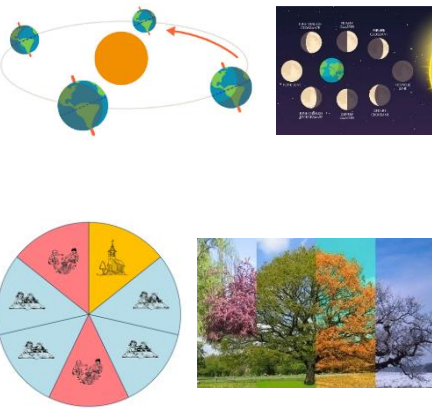
1a



1b



1c



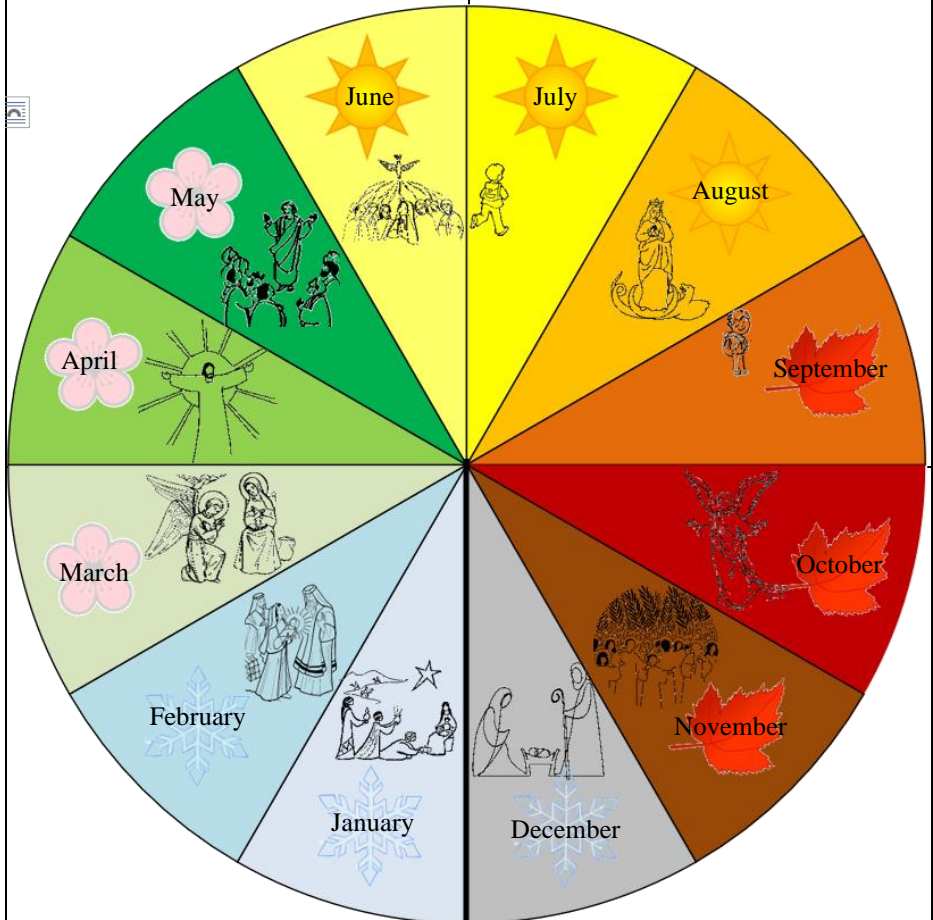
1d



2- The months of the year

2b

2c



2a

2d

I. Show me ...

Answer : « *This is ...* »

II. Which month of the year is this ? (montrer)

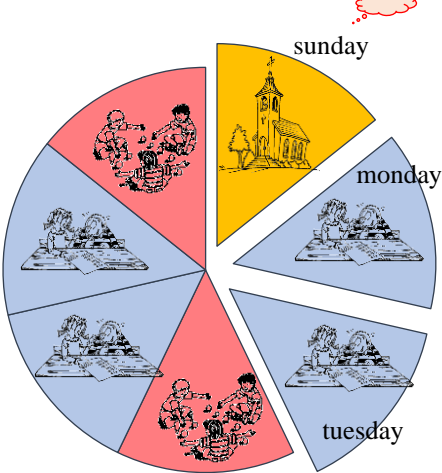
Answer : « *This is ...* »



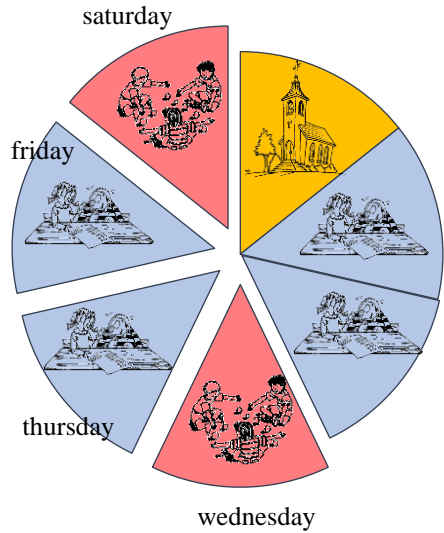
3- The days of the week

3a

Which day is this ?



3b



3c



a church



to pray

I pray **in** the church.



a school



to work

I work **at** school.

3d



friends



to play

I play **with my** friends.


On Saturdays, I play with my friends.

I. Show me ...

Answer : « *This is ...* »

II. Which day is this ? (montrer à l'enfant)

Answer : « *This is ...* »



2d. What do you do on... ?

On ..., I ...

4- The numbers from 1 to 12

4a



a finger



a hand

1

one

2

two

3


three

There are ... fingers on this hand.

4b



a heart



a card

4

four

5

five

6

six

There are ... hearts on this card.

4c



a ball



a bag

7

seven

8

eight

9

nine

There are ... balls in this bag.

4d



a sweet



a box

10

ten

11

eleven

12

twelve

There are ... sweets in this box.

I. Show me the hand where there is / are ... finger(s)

Answer : « *There is / are ... on this hand.* »



II. How many fingers are there on this hand ?

Answer : « *There is / are ... on this hand.* »





I. Show me the card where there are ... hearts.

Answer : « *There are ... on this card.* »



II. How many hearts are there on this card ?

Answer : « *There are ... on this* »



I. Show me the bag where there are ... balls.

Answer : « *There is / are ... in this* »



7



II. How many balls are there in this bag ?

Answer : « *There are ... in this* »

9



8

I. Show me the box where there are ... sweets.

Answer : « *There is / are ... in this* »



II. How many sweets are there in this box ?

Answer : « *There are ... in this* »

11

10

12



5- The numbers from 13 to 99

5a

13

thirteen

14

fourteen

15

fifteen

16

sixteen

17

seventeen

18

eighteen

19

nineteen

5b

20

twenty

21

twenty-one

22

twenty-two

23

twenty-three

24

twenty-four

25

twenty-five

30

thirty

36

thirty-six

37

thirty-seven

5c

40

forty

48

forty-eight

49

forty-nine

50

fifty

51

fifty-one

52

fifty-two

60

sixty

63

sixty-three

64

sixty-four

5d

70

seventy

75

seventy-five

76

seventy-six

80

eighty

87

eighty-seven

88

eighty-eight

90

ninety

91

ninety-one

99

ninety-nine

I. Show me the number...

Answer : « *This is the number ...* »

II. Which number is this ? (montrer)

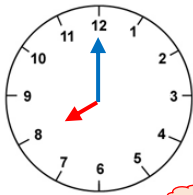
Answer : « *This is the number ...* »

0	1	2	3	4	5	6	7	8	9
10	11	12	13	14	15	16	17	18	19
20	21	22	23	24	25	26	27	28	29
30	31	32	33	34	35	36	37	38	39
40	41	42	43	44	45	46	47	48	49
50	51	52	53	54	55	56	57	58	59
60	61	62	63	64	65	66	67	68	69
70	71	72	73	74	75	76	77	78	79
80	31	82	83	84	85	86	87	88	89
90	91	92	93	94	95	96	97	98	99

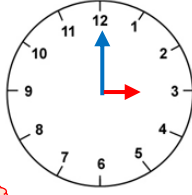
6- The time in a day

6a

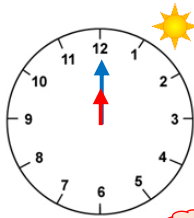
a clock



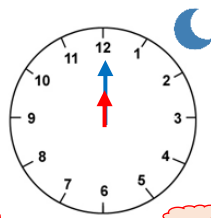
It is eight o'clock



It is three o'clock

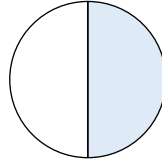


It is midday.

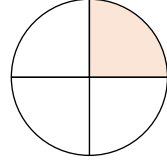


It is midnight.

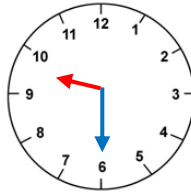
6b



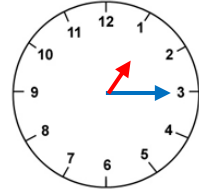
a half



a quarter

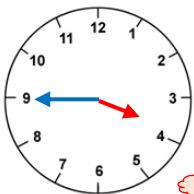


It is half-past nine.

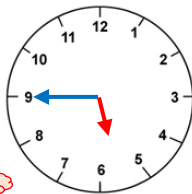


It is quarter past one.

6c



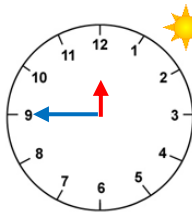
It is a quarter to four.



It is a quarter to six.

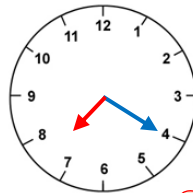


It is a quarter to midnight.

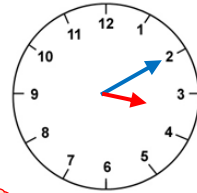


It is a quarter to midday.

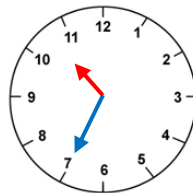
6d



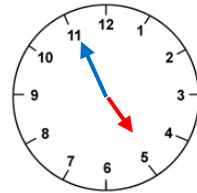
It is twenty past seven.



It is ten past three.



It is twenty-five to eleven.




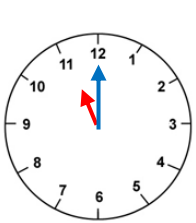
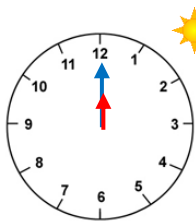
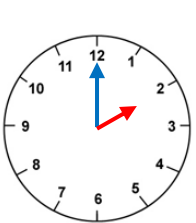
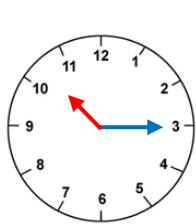

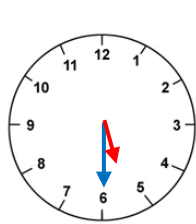

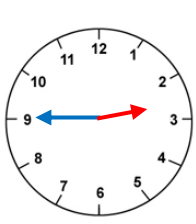
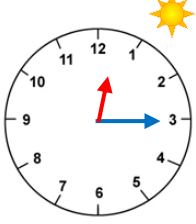
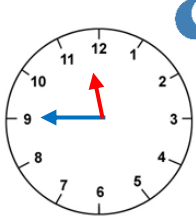
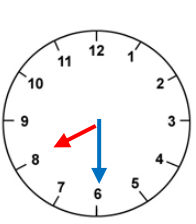
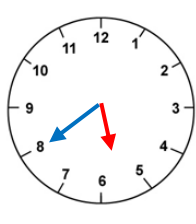
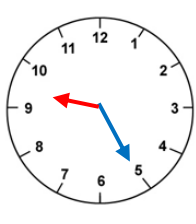
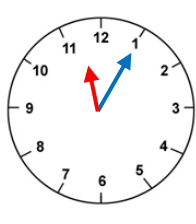
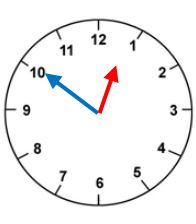
It is five to five.

I. Show me the clock where you see ...

Answer : « It is ... on this clock. »

II. What time is it on this clock ?

Answer : « It is ... on this clock. »

7- The family

7a

a family

the father

the mother



a child - the children

7b



the grandfather



the grandmother



the son



the daughter

7c



the husband



the wife

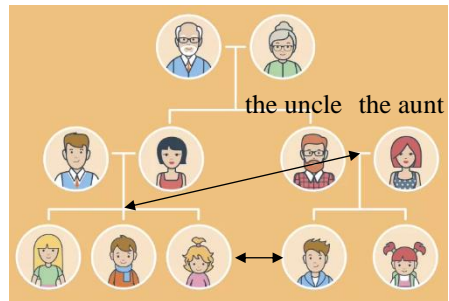


the brother



the sister

7d



a niece a nephew

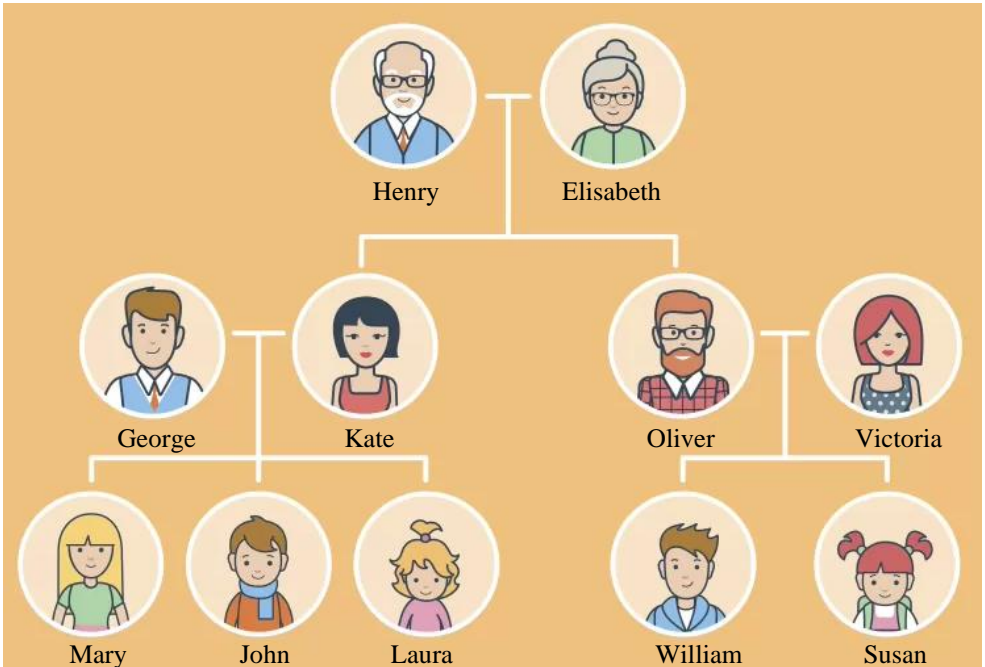
the cousins

I. Show me Kate's father...

Answer : « *This is Kate's father ...* »

II. Who is ... for ... ?

Answer : « ... *is ... 's ...* »



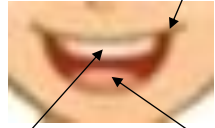
8- The body

8a

the head
the hair
an eye
an ear
the nose

8b

the mouth
the lips
the teeth
the tongue
the chin

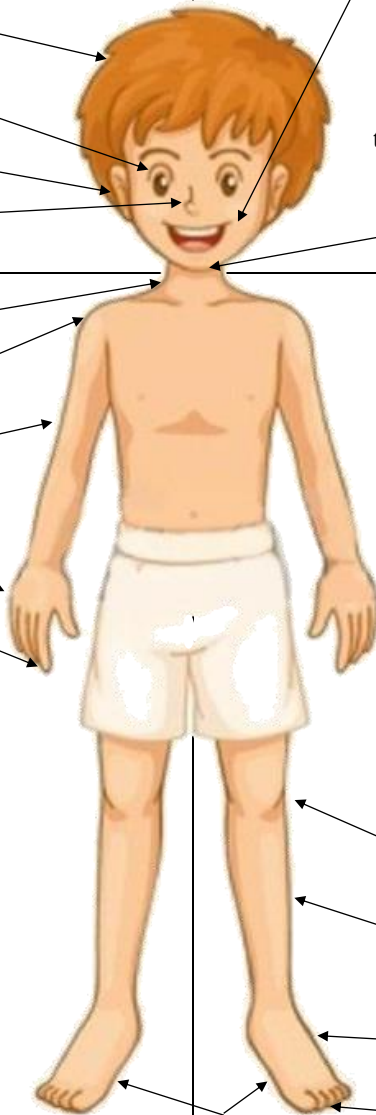


8c

the neck
a shoulder
an arm
a hand
a finger

8d

a knee
a leg
a foot
a toe
feet




I. Show me ...

Answer : « *This is ...* »

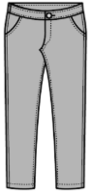
II. What is this ? (montrer à l'enfant)

Answer : « *This is ...* »



9- The clothes

9a




trousers



shorts



a shirt



a skirt



a dress



pyjamas

9b



a belt



a tie



a hat



a cap



sunglasses



a swimsuit

9c



a sweater



a coat



a cap



a scarf

gloves



9d



socks



slippers



shoes



sandals

boots



I. Show me ...

Answer : « *This is ...* »




II. What is this ? (montrer à l'enfant)

Answer : « *This is ...* »



10- The colours

10a



dark
green

light
green

light
blue

dark
blue

10b




purple

pink

red

orange

10c




golden

yellow

beige

brown

10d



black

dark
grey

light
grey

white



I. Who has ... (color) ... (clothes / hair)

II. Describe ...'s (clothes).

Answer : « ... has ... »

Answer : « ... has ... (colour + clothes) »



Sandy



Samuel



Oliver



John



Cynthia



Victoria



James



Emily



Harry



Thomas



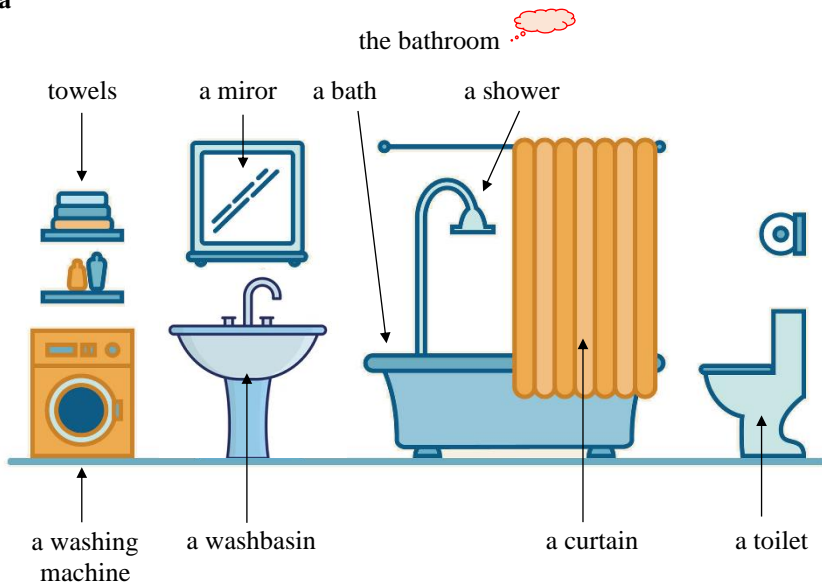
Margaret



Charles

11- The bathroom

11a



11c



to wash



to brush the teeth



a toothbrush



toothpaste

11d



soap



shampoo



perfume



a hairbrush



a comb

I. Show me ...

Answer : « *This is ...* »

II. What is this ? (montrer à l'enfant)

Answer : « *This is ...* »



12- The bedroom

12a

a bedroom 

a bed a pillow a window



the floor a doll toys



a teddy bear



a camera



a ball

12c

12b

a wall a curtain a clock a drawing



a schoolbag  a lamp

a desk a stool

12d

I. Show me ...

Answer : « *This is ...* »

II. What is this ? (montrer à l'enfant)

Answer : « *This is ...* »



13- The house

13a

a house

a bedroom

an office

a bathroom

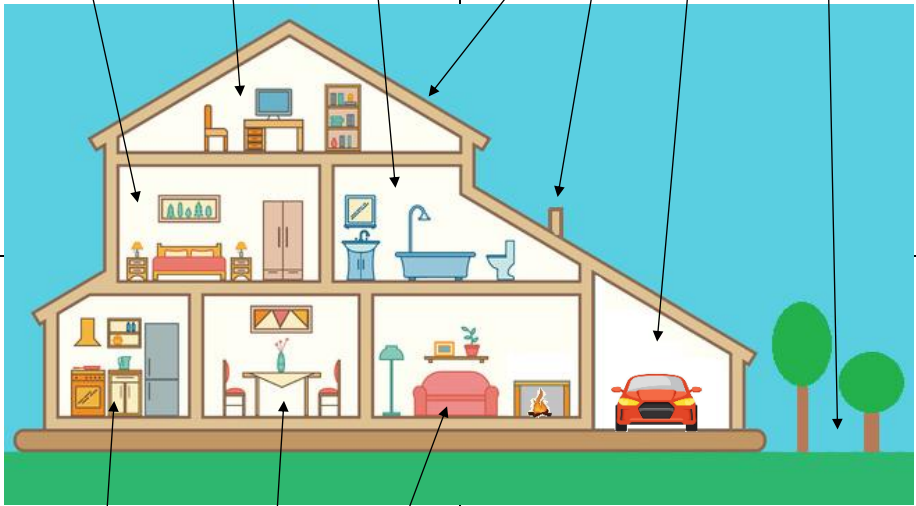
13b

the chimney

the roof

the garage

the garden



the kitchen

the dining room

the living room



a window



a door



a key

upstairs

stairs



downstairs

13c

13d

I. Show me ...

Answer : « *This is ...* »

II. What is this ? (montrer à l'enfant)

Answer : « *This is ...* »



14- The kitchen

14a

a kitchen

a cupboard

a saucepan

the fridge

the freezer



14b

a chair

a table

a bowl

a bottle

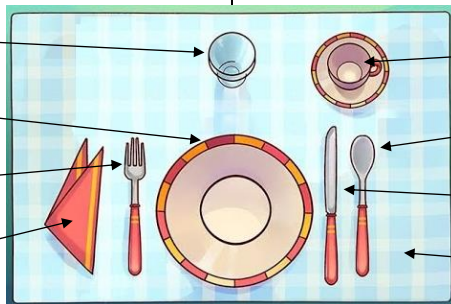
a carafe

a glass

a plate

a fork

a napkin



a cup

a spoon

a knife

a tablecloth

14c


14d

I. Show me ...

Answer : « *This is ...* »

II. What is this ? (montrer à l'enfant)

Answer : « *This is ...* »



15- The food

15a



to drink



water



milk



orange juice



tea



coffee


15b



to eat




ham



roast



sausages



chicken




fish

15c



an apple



a pear



a banana



a strawberry




a peach



a tomato

15d



bread



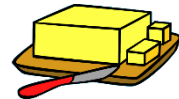
salt



pepper



cheese



butter



a salad



beans



potatoes



a yoghurt




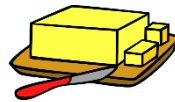

an ice cream

I. Show me ...

Answer : « *This is ...* »

II. What is this ? (montrer à l'enfant)

Answer : « *This is ...* »



16- The farm animals

16a

a farm

a dog

a cat

a cow



16b

a chick

a goat

a horse

a hen


a pig




16c



a pony



a donkey



a sheep



a lamb

16d



a rabbit



a duck



a goose




a turkey

I. Show me ...

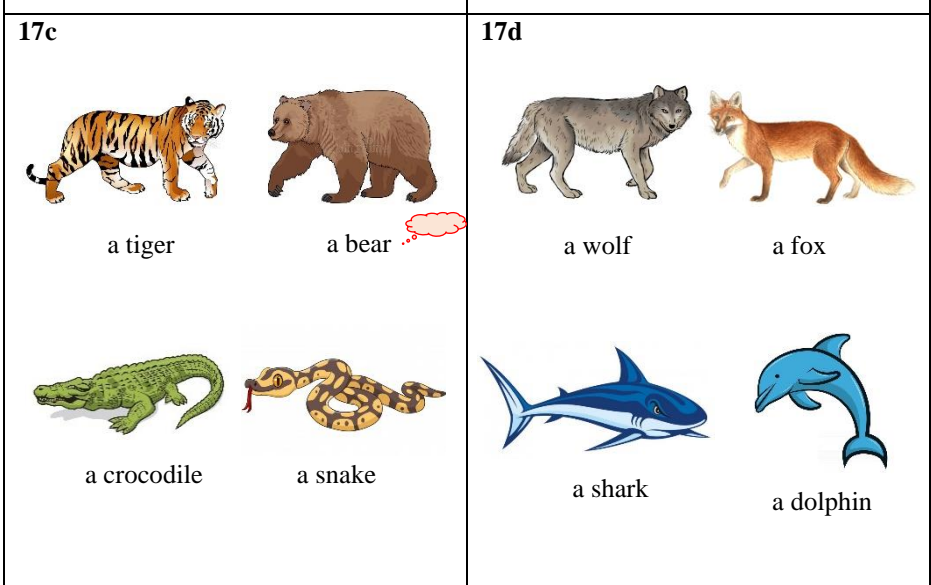
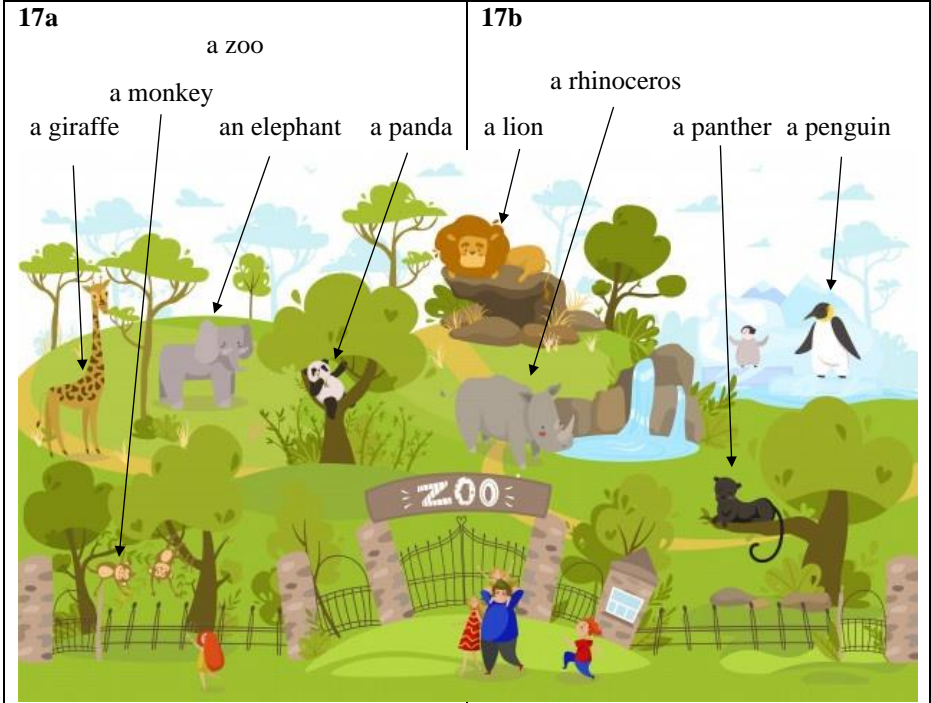
Answer : « *This is ...* »

II. What is this ? (montrer à l'enfant)

Answer : « *This is ...* »



17- The zoo animals





I. Show me ...

Answer : « *This is ...* »

II. What is this ? (montrer à l'enfant)

Answer : « *This is ...* »



18- In the nature


18a



a mouse



a frog



a snail



a bird

18b




a bee



a butterfly



a mosquito



a fly



a spider

18c



a flower



the grass



a tree



wood

18d

the sky

a cloud



a stone

a starfish

a shell




the sand

I. Show me ...

Answer : « *This is ...* »

II. What is this ? (montrer à l'enfant)


Answer : « *This is ...* »



19- Some landscapes


19a

a hill a road a river a bridge




19b

a lake a village a mountain a forest




19c

an island the sea the beach a town



19d

a path a lighthouse a port a boat



I. Show me ...

Answer : « *This is ...* »



II. What is this ? (montrer à l'enfant)

Answer : « *This is ...* »

20- The weather

20a

the sun



It's sunny.

clouds



It's cloudy.

the fog



It's foggy.

the rain



It's raining.

20b

the wind



It's windy.

a storm



It's stormy.

the snow



It's snowing.

the ice



It's icy.

20c

It is hot.



It is warm.



It is cold.

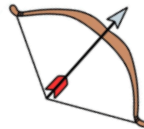


It is freezing.



20d

a bow



a rainbow



an umbrella



a raincoat

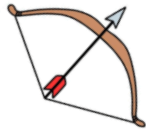


I. Show me ...

Answer : « *This is ...* »

II. What's the weather like today ? / What is this ? (montrer)

Answer : « *It is / This is ...* »



21- At school

21a

a classroom

a map

a board



a desk

a chair


a schoolbag

a book

a paper

21b

the teacher



a boy

the pupils

a girl

21c



a pen



a pencil




a pencil-case



a rubber

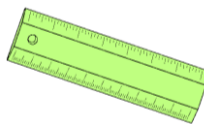
21d



scissors



glue



a ruler



a copy book
an exercise book

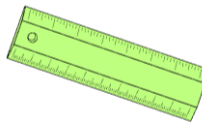
I. Show me ...

Answer : « *This is ...* »



II. What is this ? (montrer à l'enfant)

Answer : « *This is ...* »



22- Other themes


22a



to write



to read

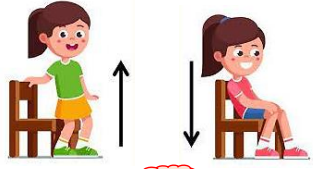


to talk



to listen

22b



to stand up

to sit down



to walk



to run



to jump

22c



to swim



to drive



to cook



to sleep

22d



a plane



a bus



a truck



a car



a bike

I. Show me ...

Answer : « *This is ...* »



23- The opposites

23a



big



little



tall



small



thin



thick

23b



long



short



full



empty



light



heavy

23c



dry



wet



clean



dirty



happy



sad

23d



open



closed



slow



fast



young

old

I. Show me : what is ... / who is ... ?

Answer : « *This is ...* »

II. How is this ? (montrer à l'enfant)

Answer : « *This is ...* »



24- The space

24a



The raccoon is going **into** the box.



The cat is **in** the box. It is **inside**.



The raccoon is going **out** of the box.



The raccoon is going **through** the box.



The cat is **between** the boxes.

24b



The cat is **on** the box.



The bird is **above** the box.



The raccoon is going **over** the box.



The cat is **under** the box.



The cat is **below** the box.



The raccoon is going **up**.



The raccoon is going **down**.

24c



The cat and the raccoon are **in front of** the box.



The cat is **behind** the box.



The raccoon is **beside** the box. It is **next to** the box.



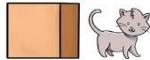
The cat is **near** the box.



The cat is **far from** the box.



The cat is **on the left** of the box.



The cat is **on the right** of the box.

24d



The raccoon is going **to** the box.



The raccoon is going **away from** the box.



The raccoon is going **along** the boxes.



The raccoon is going **past** the box.



The raccoon is going **around** the box.

I. Show me the animal which is (going) ... the box.

Answer : « *This animal is (going) ... the box.* »

II. Where is this animal (going) ? (montrer)

Answer : « *This animal is (going) ... the box.* »

