

PART 4

1. Read, repeat and learn the words.



2. Connect the words with the corresponding image :



a fish the wind a hill a king a gift a bridge

3. Copy under each image the right word :




Lesson 1

PART 1

1. Read, repeat and learn the words.

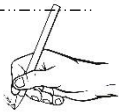


2. Connect the words with the corresponding image :



six a pig pink

3. Copy under each image the right word :



PART 2

1. Read, repeat and learn the words.



2. Connect the words with the corresponding image :



.....
chips six a pig pink milk lips

3. Copy under each image the right word :



PART 3

1. Read, repeat and learn the words.



2. Connect the words with the corresponding image :



.....
the wind lips milk a king chips a gift

3. Copy under each image the right word :



PART 4

1. Read, repeat and learn the words.




2. Connect the words with the corresponding image :



a beach a key feet the sea a knee a cheese

3. Copy under each image the right word :



Lesson 2

PART 1

1. Read, repeat and learn the words.


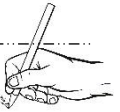


2. Connect the words with the corresponding image :



a bee a fish a hill a bridge green a tree

3. Copy under each image the right word :




PART 2

1. Read, repeat and learn the words.




2. Connect the words with the corresponding image :



three a bee sweets a sheep a tree green

3. Copy under each image the right word :



PART 3

1. Read, repeat and learn the words.

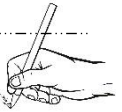


2. Connect the words with the corresponding image :



feet a cheese knees sweets three a sheep

3. Copy under each image the right word :



PART 4

1. Read, repeat and learn the words.



2. Connect the words with the corresponding image :



the grass a glass a hat a bath the mass a flag

3. Copy under each image the right word :



Lesson 3

PART 1

1. Read, repeat and learn the words.

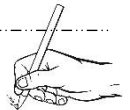


2. Connect the words with the corresponding image :



a key black a beach glad the sea sad

3. Copy under each image the right word :




PART 2

1. Read, repeat and learn the words.




2. Connect the words with the corresponding image :



a cat black glad a cap sad a bag

3. Copy under each image the right word :



PART 3

1. Read, repeat and learn the words.



2. Connect the words with the corresponding image :



a glass a cap a bag the grass the mass a cat

3. Copy under each image the right word :



PART 4

1. Read, repeat and learn the words.




2. Connect the words with the corresponding image :



the ice the sky the night an eye a tie a pie

3. Copy under each image the right word :




Lesson 4

PART 1

1. Read, repeat and learn the words.


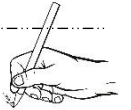


2. Connect the words with the corresponding image :



white a flag a bath nine a hat five

3. Copy under each image the right word :



PART 2

1. Read, repeat and learn the words.




2. Connect the words with the corresponding image :



a bike five white nine a knife a pipe

3. Copy under each image the right word :



PART 3

1. Read, repeat and learn the words.


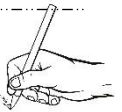


2. Connect the words with the corresponding image :



a tie a pie a pipe the night a knife a bike

3. Copy under each image the right word :



PART 4

1. Read, repeat and learn the words.



2. Connect the words with the corresponding image :



a head the hair a chair a bread a bear a desk

3. Copy under each image the right word :



Lesson 5

PART 1

1. Read, repeat and learn the words.

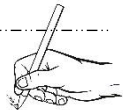


2. Connect the words with the corresponding image :



red an eye the ice a bed the sky legs

3. Copy under each image the right word :




PART 2

1. Read, repeat and learn the words.

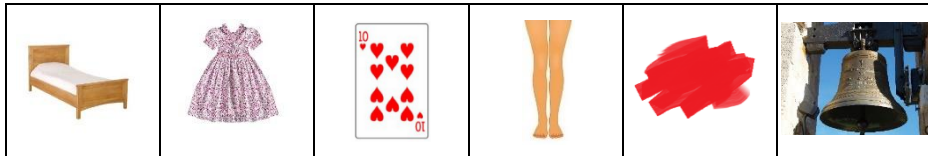


2. Connect the words with the corresponding image :



a dress a bed red legs a bell ten

3. Copy under each image the right word :



PART 3

1. Read, repeat and learn the words.



2. Connect the words with the corresponding image :



a desk a bread a head ten a dress a bell

3. Copy under each image the right word :



PART 4

1. Read, repeat and learn the words.



2. Connect the words with the corresponding image :



a woman wood juice a spoon the moon a shoe

3. Copy under each image the right word :




Lesson 6

PART 1

1. Read, repeat and learn the words.

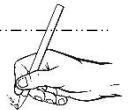


2. Connect the words with the corresponding image :



a bear blue a chair a zoo the hair a goose

3. Copy under each image the right word :



PART 2

1. Read, repeat and learn the words.



2. Connect the words with the corresponding image :



a boot a foot a goose two blue a zoo

3. Copy under each image the right word :



PART 3

1. Read, repeat and learn the words.

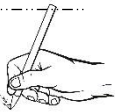


2. Connect the words with the corresponding image :



wood a boot a spoon the moon a foot two

3. Copy under each image the right word :



PART 4

1. Read, repeat and learn the words.



2. Connect the words with the corresponding image :



a train a table the rain eight a plate a cake

3. Copy under each image the right word :



Lesson 7

PART 1

1. Read, repeat and learn the words.

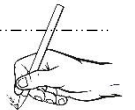


2. Connect the words with the corresponding image :



a plane a shoe a lake a woman grey juice

3. Copy under each image the right word :




PART 2

1. Read, repeat and learn the words.



2. Connect the words with the corresponding image :



a game a lake a plane grey a snake a grape

3. Copy under each image the right word :



PART 3

1. Read, repeat and learn the words.

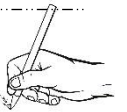


2. Connect the words with the corresponding image :



a plate a snake a cake a table a game a grape

3. Copy under each image the right word :



PART 4

1. Read, repeat and learn the words.



2. Connect the words with the corresponding image :



a country a house the south a flower loud a scout

3. Copy under each image the right word :



Lesson 8

PART 1

1. Read, repeat and learn the words.

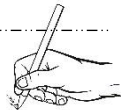


2. Connect the words with the corresponding image :



a cow the rain brown a clown eight a train

3. Copy under each image the right word :




PART 2

1. Read, repeat and learn the words.

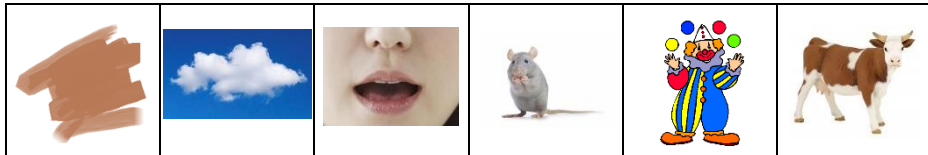


2. Connect the words with the corresponding image :



a clown a mouth a cow a mouse brown a cloud

3. Copy under each image the right word :




PART 3

1. Read, repeat and learn the words.


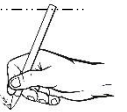


2. Connect the words with the corresponding image :



a cloud a scout a mouse a mouth a house loud

3. Copy under each image the right word :



PART 4

1. Read, repeat and learn the words.



2. Connect the words with the corresponding image :



the earth a skirt the blood a bird a shirt a girl

3. Copy under each image the right word :



Lesson 9

PART 1

1. Read, repeat and learn the words.

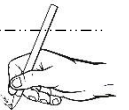


2. Connect the words with the corresponding image :



a flower a bus the south the country purple the sun

3. Copy under each image the right word :



PART 2

1. Read, repeat and learn the words.



2. Connect the words with the corresponding image :



a church a duck a truck a bus the sun purple

3. Copy under each image the right word :



PART 3

1. Read, repeat and learn the words.

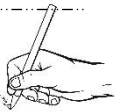


2. Connect the words with the corresponding image :



a girl a skirt a church a truck a shirt a duck

3. Copy under each image the right word :




PART 4

1. Read, repeat and learn the words.



2. Connect the words with the corresponding image :



one a bottle a sock a boy a corner a doll

3. Copy under each image the right word :




Lesson 10

PART 1

1. Read, repeat and learn the words.

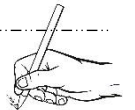


2. Connect the words with the corresponding image :



the earth golden blood a bird a dog a fox

3. Copy under each image the right word :



PART 2

1. Read, repeat and learn the words.


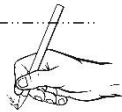


2. Connect the words with the corresponding image :



a dog the fog a frog a fox a box golden

3. Copy under each image the right word :



PART 3

1. Read, repeat and learn the words.

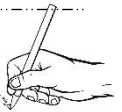


2. Connect the words with the corresponding image :



a frog a boy a box the fog a sock a doll

3. Copy under each image the right word :



PART 4

1. Read, repeat and learn the words.



2. Connect the words with the corresponding image :



a boat a goat a roast a road a coat a pony

3. Copy under each image the right word :



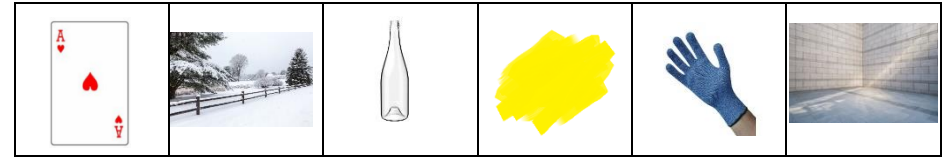
Lesson 11

PART 1

1. Read, repeat and learn the words.




2. Connect the words with the corresponding image :



yellow a corner one a bottle the snow a glove

3. Copy under each image the right word :

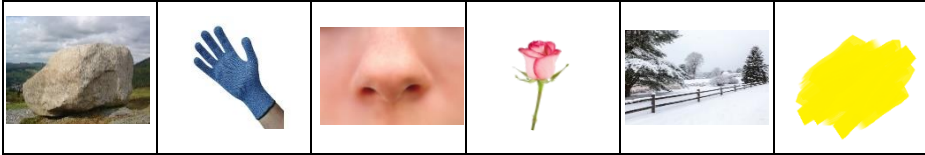


PART 2

1. Read, repeat and learn the words.



2. Connect the words with the corresponding image :



a glove yellow a stone a nose a rose the snow

3. Copy under each image the right word :




PART 3

1. Read, repeat and learn the words.

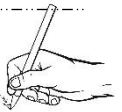


2. Connect the words with the corresponding image :



a nose a stone a boat a coat a rose a goat

3. Copy under each image the right word :



PART 4

1. Read, repeat and learn the words.



2. Connect the words with the corresponding image :



a hand a candle a lamb a stamp the sand a dance

3. Copy under each image the right word :



Lesson 12

PART 1

1. Read, repeat and learn the words.

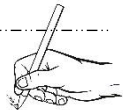


2. Connect the words with the corresponding image :



orange a man a pony a road jam a roast

3. Copy under each image the right word :



PART 2

1. Read, repeat and learn the words.



2. Connect the words with the corresponding image :



ham a man orange a lamp jam the land

3. Copy under each image the right word :



PART 3

1. Read, repeat and learn the words.


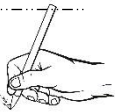


2. Connect the words with the corresponding image :



the sand ham a hand the land a lamp a lamb

3. Copy under each image the right word :



PART 4

1. Read, repeat and learn the words.



2. Connect the words with the corresponding image :



a book a board a ball a door a school salt

3. Copy under each image the right word :




Lesson 13

PART 1

1. Read, repeat and learn the words.

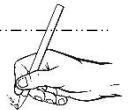


2. Connect the words with the corresponding image :



a stamp a horse a wolf a candle a dance a fork

3. Copy under each image the right word :



PART 2

1. Read, repeat and learn the words.




2. Connect the words with the corresponding image :



a fork shorts a bowl a wolf four a horse

3. Copy under each image the right word :



PART 3

1. Read, repeat and learn the words.

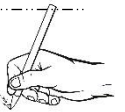


2. Connect the words with the corresponding image :



a bowl a ball shorts a board four salt

3. Copy under each image the right word :



PART 4

1. Read, repeat and learn the words.




2. Connect the words with the corresponding image :



the mother a shark the father to laugh dark a park

3. Copy under each image the right word :




Lesson 14

PART 1

1. Read, repeat and learn the words.

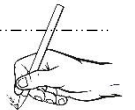


2. Connect the words with the corresponding image :



a car a school a book a farm a door a star

3. Copy under each image the right word :



PART 2

1. Read, repeat and learn the words.

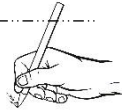


2. Connect the words with the corresponding image :



a heart a star an arm a car a scarf a farm

3. Copy under each image the right word :



PART 3

1. Read, repeat and learn the words.



2. Connect the words with the corresponding image :



a scarf a park a shark an arm a heart dark

3. Copy under each image the right word :




PART 4

1. Read, repeat and learn the words.




2. Connect the words with the corresponding image :



ten seven twelve eight eleven nine

3. Copy under each image the right word :



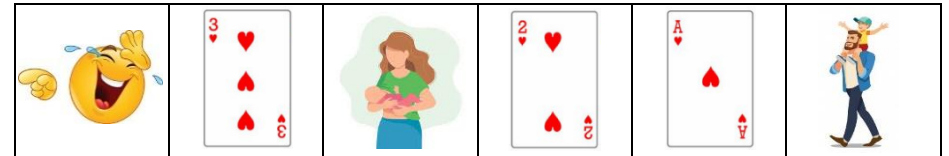
Lesson 15

PART 1

1. Read, repeat and learn the words.

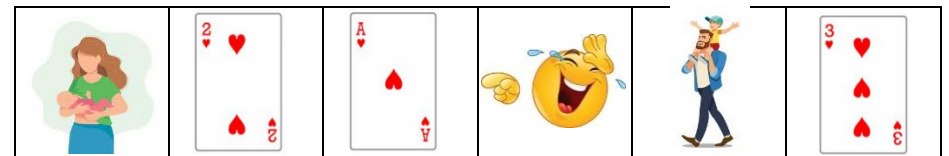
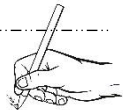


2. Connect the words with the corresponding image :



the father three to laugh one the mother two

3. Copy under each image the right word :




PART 2

1. Read, repeat and learn the words.




2. Connect the words with the corresponding image :



.....
six two five one three four

3. Copy under each image the right word :

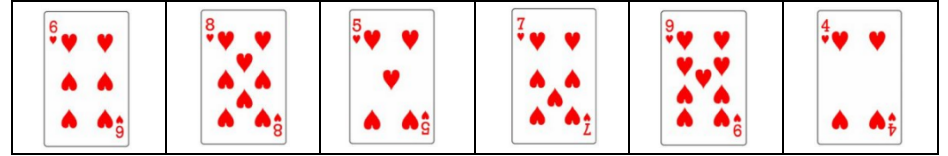


PART 3

1. Read, repeat and learn the words.

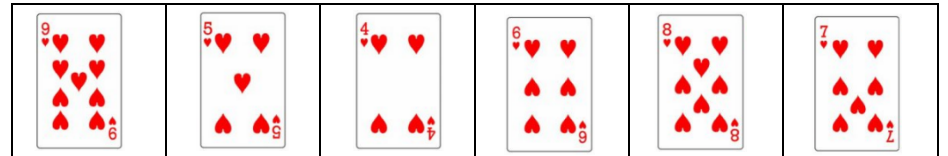


2. Connect the words with the corresponding image :



.....
eight four six nine five seven

3. Copy under each image the right word :



PART 4


1. Read, repeat and learn the words.




2. Connect the words with the corresponding image



pink
orange
light green
beige
brown
dark green
golden
purple



3. Copy under each image the right word :



Lesson 16

PART 1

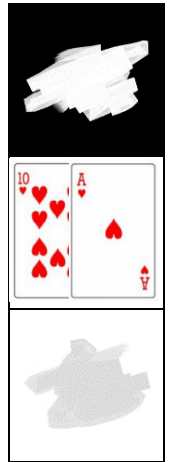
1. Read, repeat and learn the words.




2. Connect the words with the corresponding image :



twelve
black
dark grey
light grey
eleven
white
ten



3. Copy under each image the right word :



PART 2

1. Read, repeat and learn the words.




2. Connect the words with the corresponding image :



dark grey
white
light blue
yellow
black
dark blue
red
light grey



3. Copy under each image the right word :



PART 3


1. Read, repeat and learn the words.



2. Connect the words with the corresponding image :



orange
dark green
red
purple
light blue
yellow
dark blue
light green



3. Copy under each image the right word :



PART 4

1. Read, repeat and learn the words.



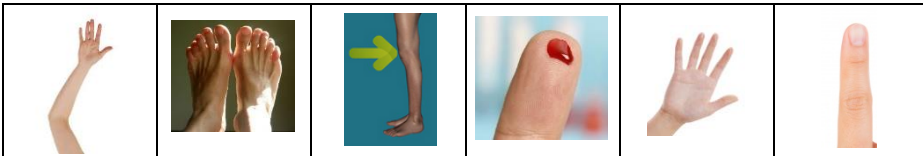
2. Connect the words with the corresponding image



a hand
feet
the legs
an arm
a finger
a knee
a foot
blood



3. Copy under each image the right word :




Lesson 17

PART 1

1. Read, repeat and learn the words.




2. Connect the words with the corresponding image :



golden
the hair
an eye
a nose
a head
pink
brown
beige



3. Copy under each image the right word :

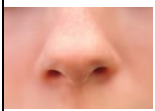



PART 2

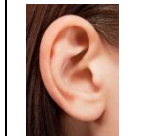
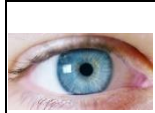
1. Read, repeat and learn the words.



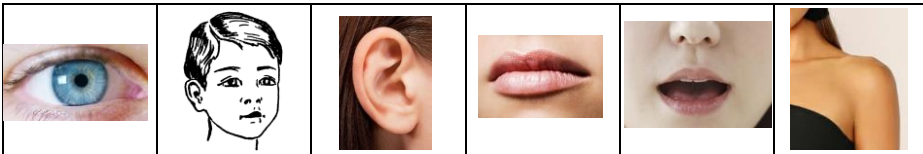
2. Connect the words with the corresponding image :



the lips
a shoulder
a head
the mouth
a nose
an eye
the hair
an ear



3. Copy under each image the right word :

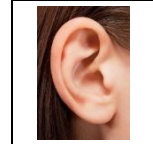


PART 3


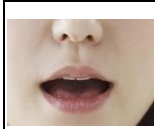
1. Read, repeat and learn the words.



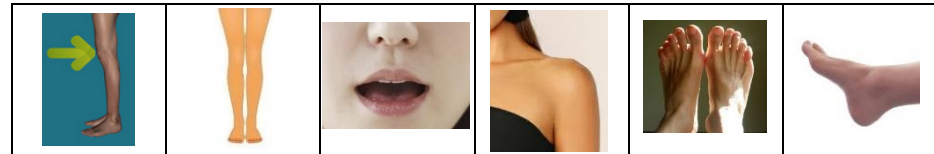
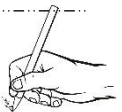
2. Connect the words with the corresponding image :



the legs
the lips
a foot
feet
a knee
a shoulder
an ear
the mouth



3. Copy under each image the right word :



PART 4

1. Read, repeat and learn the words.



2. Connect the words with the corresponding image :



a glove
a shoe
a sock
a hat
a slipper
a coat
a boot
a scarf



3. Copy under each image the right word :



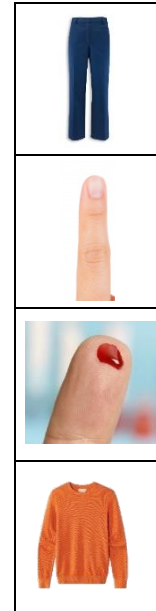
Lesson 18

PART 1

1. Read, repeat and learn the words.



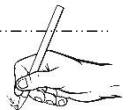
2. Connect the words with the corresponding image :



a tie
blood
a pullover
a finger
a cap
trousers
a hand
an arm



3. Copy under each image the right word :



PART 2

1. Read, repeat and learn the words.



2. Connect the words with the corresponding image :



a dress
trousers
a skirt
a tie
a cap
a shirt
a pullover
shorts



PART 3

1. Read, repeat and learn the words.



2. Connect the words with the corresponding image :



a hat
shorts
a glove
a coat
a scarf
a shirt
a skirt
a dress



3. Copy under each image the right word :



3. Copy under each image the right word :



PART 4

1. Read, repeat and learn the words.




2. Connect the words with the corresponding image :



a mouse
a cat
a dog
a rabbit
a goose
a duck
a snail
a chicken



3. Copy under each image the right word :



Lesson 19

PART 1

1. Read, repeat and learn the words.



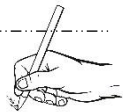
2. Connect the words with the corresponding image :



a lamb
a farm
a goat
a sheep
a shoe
a slipper
a sock
a boot



3. Copy under each image the right word :





PART 2

1. Read, repeat and learn the words.



2. Connect the words with the corresponding image :



a sheep

a pony

a goat

a lamb

a farm

a pig

a cow

a horse






PART 3

1. Read, repeat and learn the words.



2. Connect the words with the corresponding image :



a goose

a pig

a pony


a duck

a horse

a rabbit

a chicken






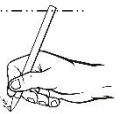
a cow



3. Copy under each image the right word :



3. Copy under each image the right word :




PART 4

1. Read, repeat and learn the words.



2. Connect the words with the corresponding image :



- a frog
- a butterfly
- a bird
- a wolf
- a monkey
- a bee
- a bear
- a fox



3. Copy under each image the right word :




Lesson 20

PART 1


1. Read, repeat and learn the words.



2. Connect the words with the corresponding image :



- a snail
- a tiger
- an elephant
- a dog
- a zoo
- a mouse
- a lion
- a cat



3. Copy under each image the right word :



PART 2

1. Read, repeat and learn the words.



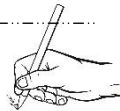
2. Connect the words with the corresponding image :



- a shark
- a penguin
- a fish
- a tiger
- a snake
- a lion
- an elephant
- a zoo



3. Copy under each image the right word :



PART 3


1. Read, repeat and learn the words.



2. Connect the words with the corresponding image :



- a penguin
- a monkey
- a shark
- a fox
- a snake
- a bear
- a wolf
- a fish



3. Copy under each image the right word :



PART 4


1. Read, repeat and learn the words.



2. Connect the words with the corresponding image :



a beach
the grass
a tree
the sea
a flower
a stone
wood
the sand



3. Copy under each image the right word :




Lesson 21

PART 1

1. Read, repeat and learn the words.



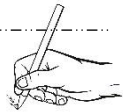
2. Connect the words with the corresponding image :



a bee
a road
the land
a bird
a village
a butterfly
a frog
a church



3. Copy under each image the right word :



PART 2


1. Read, repeat and learn the words.



2. Connect the words with the corresponding image :



a bridge
a road
a hill
the land
a lake
a church
a river
a village



PART 3

1. Read, repeat and learn the words.



2. Connect the words with the corresponding image :



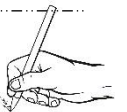
a hill
a beach
the sand
a bridge
a lake
the sea
a stone
a river



3. Copy under each image the right word :



3. Copy under each image the right word :



PART 4


1. Read, repeat and learn the words.



2. Connect the words with the corresponding image :



a storm
the fog
the ice
the wind
a rainbow
the snow
an umbrella
the rain



3. Copy under each image the right word :



Lesson 22

PART 1

1. Read, repeat and learn the words.




2. Connect the words with the corresponding image :



warm
wood
the grass
the earth
a tree
hot
the sun
a flower



3. Copy under each image the right word :




PART 2

1. Read, repeat and learn the words.



2. Connect the words with the corresponding image :



a cloud
warm
freezing
the sun
hot
the sky
cold
the earth



3. Copy under each image the right word :




PART 3

1. Read, repeat and learn the words.




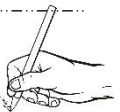
2. Connect the words with the corresponding image :



an umbrella
the sky
the fog
cold
a rainbow
a cloud
freezing
the rain



3. Copy under each image the right word :



PART 4


1. Read, repeat and learn the words.



2. Connect the words with the corresponding image :



a game
a box
a bag
a present
a clown
a book
toys
a doll



3. Copy under each image the right word :



Lesson 23

PART 1

1. Read, repeat and learn the words.



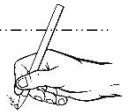
2. Connect the words with the corresponding image :



the day
the wind
a star
the ice
the night
a storm
the snow
the moon



3. Copy under each image the right word :



PART 2


1. Read, repeat and learn the words.



2. Connect the words with the corresponding image :



a desk
a bed
a star
the moon
the day
a lamp
the night
a chair




PART 3

1. Read, repeat and learn the words.



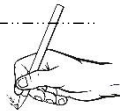
2. Connect the words with the corresponding image :



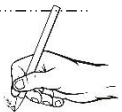
a chair
a box
a lamp
a desk
a book
a bag
a present
a bed



3. Copy under each image the right word :



3. Copy under each image the right word :




PART 4

1. Read, repeat and learn the words.




2. Connect the words with the corresponding image :



ham
salt
milk
pepper
juice
roast
bread
cheese



3. Copy under each image the right word :



Lesson 24

PART 1

1. Read, repeat and learn the words.



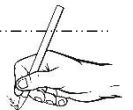
2. Connect the words with the corresponding image :



a doll
a clown
a plate
a bowl
a game
toys
a table
a bottle



3. Copy under each image the right word :



PART 2

1. Read, repeat and learn the words.




2. Connect the words with the corresponding image :



a glass
a table
a plate
a spoon
a bottle
a bowl
a knife
a fork



3. Copy under each image the right word :



PART 3

1. Read, repeat and learn the words.



2. Connect the words with the corresponding image :



milk
bread
a knife
juice
a spoon
a fork
cheese
a glass



3. Copy under each image the right word :



PART 4

1. Read, repeat and learn the words.



2. Connect the words with the corresponding image :



the garage



the kitchen



the stairs

the living room




upstairs


downstairs

the dining room

a window



3. Copy under each image the right word :



Lesson 25

PART 1

1. Read, repeat and learn the words.



2. Connect the words with the corresponding image :



a key



ham



pepper



a house

a garden



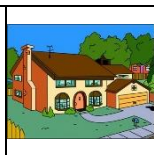
a door

roast

salt



3. Copy under each image the right word :



PART 2


1. Read, repeat and learn the words.



2. Connect the words with the corresponding image :



a room



a bath



a key

a garden




the bathroom

the bedroom

a door

a house



PART 3


1. Read, repeat and learn the words.



2. Connect the words with the corresponding image :



the kitchen



the garage

the dining room



a bath




a bedroom




a room

the bathroom

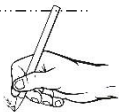
the living room



3. Copy under each image the right word :



3. Copy under each image the right word :



PART 4


1. Read, repeat and learn the words.




2. Connect the words with the corresponding image :



a son
a daughter
happy
afraid
the grandmother
the grandfather
angry
sad



3. Copy under each image the right word :



Lesson 26

PART 1

1. Read, repeat and learn the words.



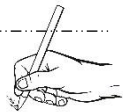
2. Connect the words with the corresponding image :



a girl
a man
a window
upstairs
a boy
stairs
a woman
downstairs



3. Copy under each image the right word :



PART 2

1. Read, repeat and learn the words.



2. Connect the words with the corresponding image :



a girl
a baby
a man
the mother
a boy
a woman
the father
the children



PART 3

1. Read, repeat and learn the words.



2. Connect the words with the corresponding image :



the mother
the grandfather
a baby
a daughter
the grandmother
the children
the father
the son



3. Copy under each image the right word :



3. Copy under each image the right word :

