

PART 4

1. Read, repeat and learn the words.

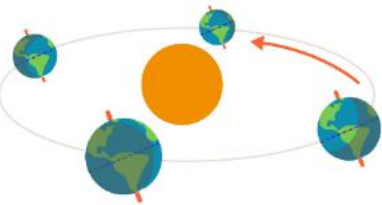


2. Read the words and copy them under the corresponding image :

autumn, a week, the seasons, summer, spring, a month, a year, winter

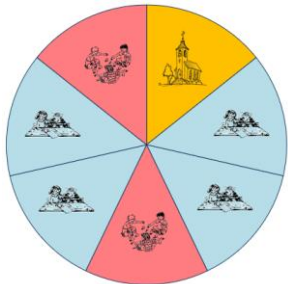


.....



.....

.....



.....

.....

Lesson 1

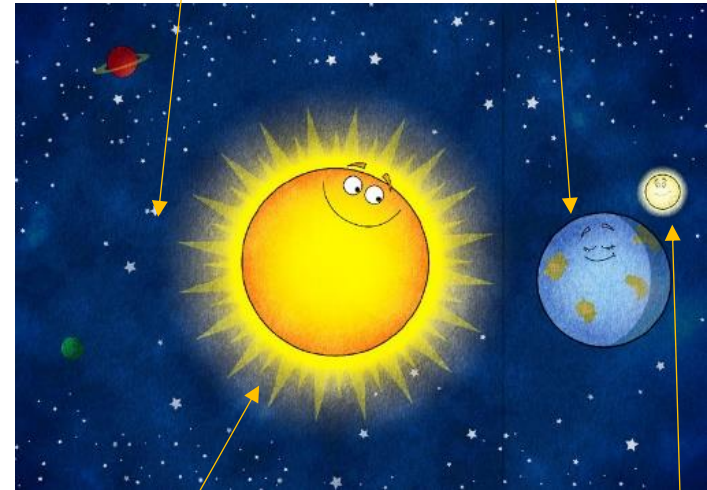
PART 1

1. Read, repeat and learn the words.



2. Read the words and copy them under the corresponding image :

the moon, a star, the sun, the earth



.....

.....

PART 2

1. Read, repeat and learn the words.



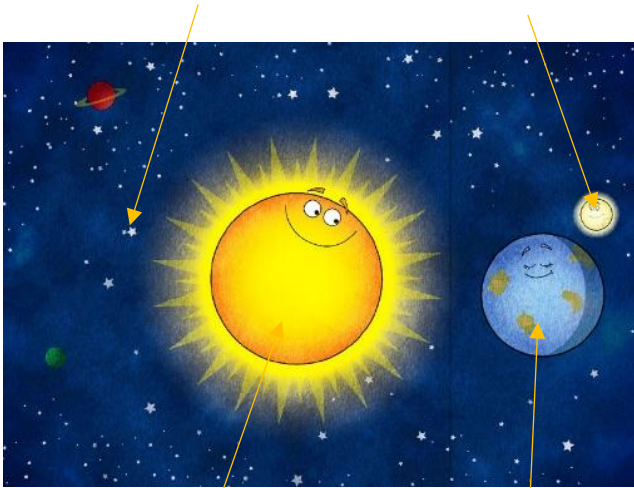
2. Read the words and copy them under the corresponding image :

a star, the day, the earth, the morning, the night, the moon, the evening, the sun



.....

.....



.....

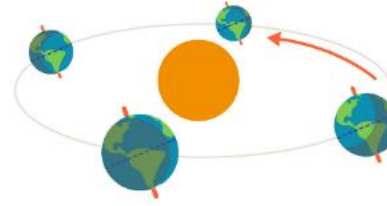
PART 3

1. Read, repeat and learn the words.



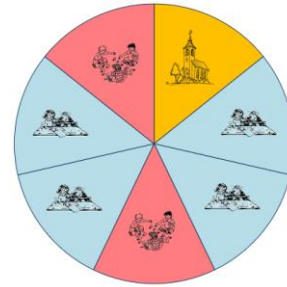
2. Read the words and copy them under the corresponding image :

the morning, a year, the seasons, a month, the night, the day, a week, the evening



.....

.....



.....

.....



.....

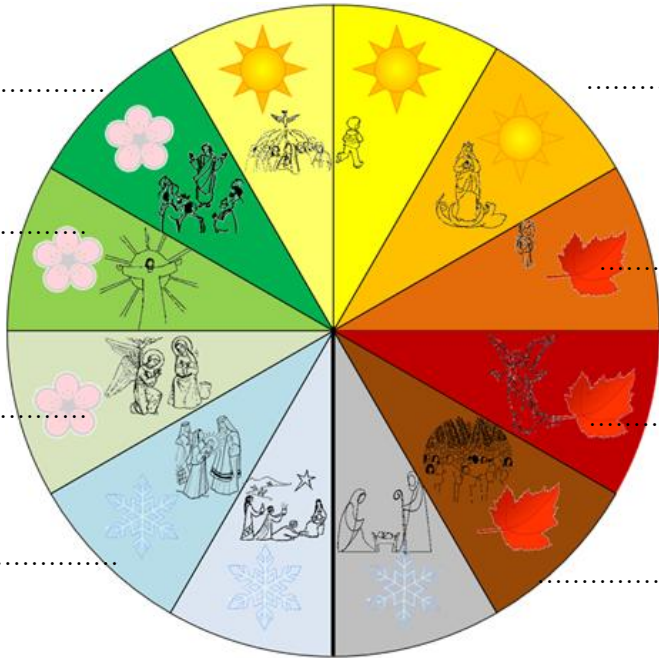
PART 4

1. Read, repeat and learn the words.



2. Read the words and copy them under the corresponding image :

February, July, August, November, January, December, April,
September, March, June, May, October



Lesson 2


PART 1

1. Read, repeat and learn the words.



2. Read the words and copy them under the corresponding image :

spring, March, winter, summer, February, January, autumn




PART 2

1. Read, repeat and learn the words.



2. Read the words and copy them under the corresponding image :

April, January, June, March, May, February



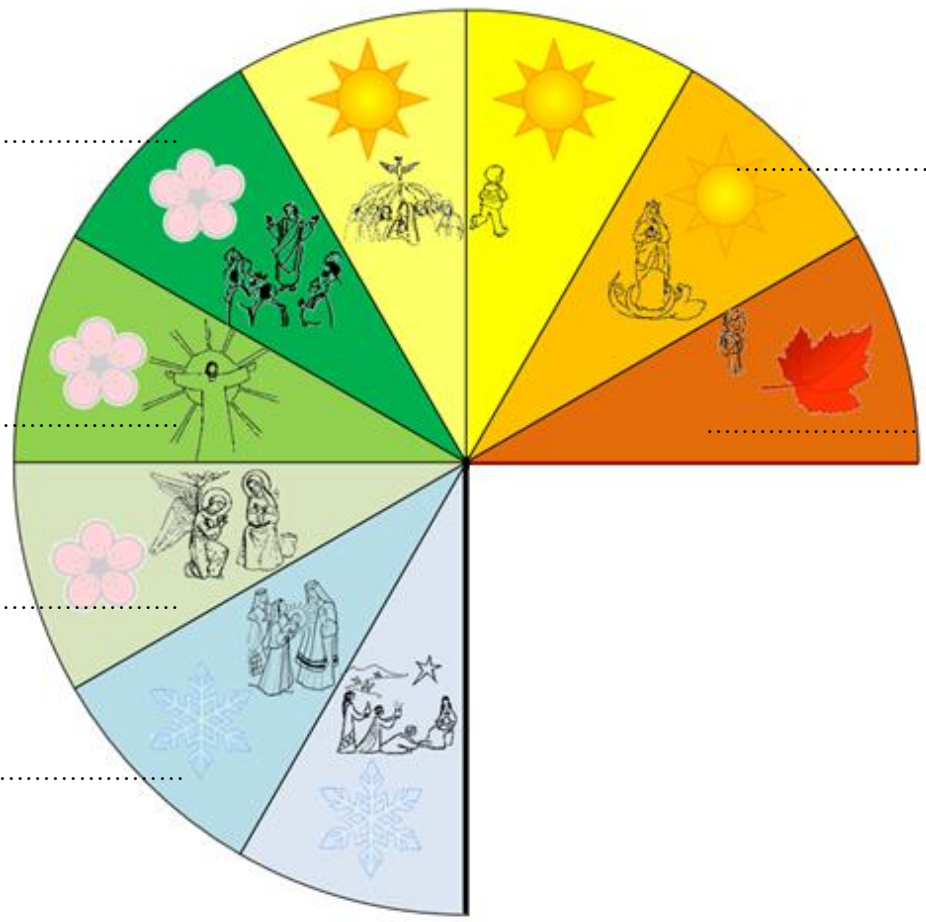
PART 3

1. Read, repeat and learn the words.



2. Read the words and copy them under the corresponding image :

May, August, February, June, September, July, April, March, January



PART 4



1. Read, repeat and learn the words.

2. Read the words and copy them under the corresponding image :

to play, a school, to pray, friends, a church, to work



.....

.....

.....



.....

.....

.....

On Saturdays, I with my

On Sundays, I in

On Mondays, I at

Lesson 3

PART 1



1. Read, repeat and learn the words.

2. Read the words and copy them under the corresponding image :

September, Tuesday, October, Monday, August, November, December, July, Sunday

.....

.....

.....

.....

.....

.....

.....

.....

.....

.....

.....

.....

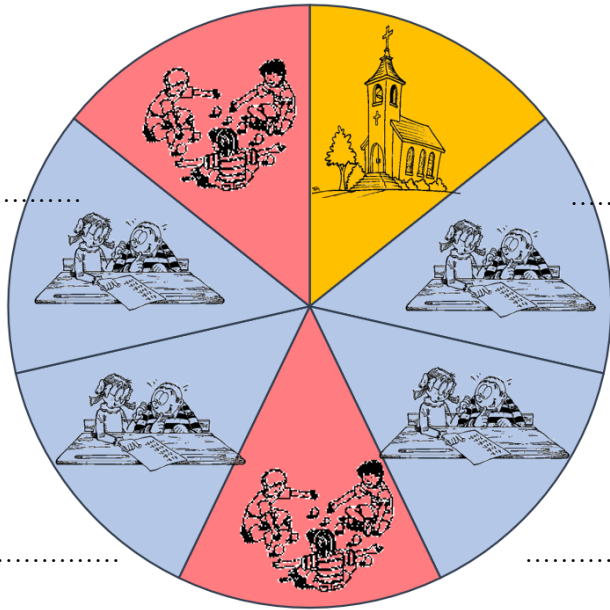
PART 2

1. Read, repeat and learn the words.



2. Read the words and copy them under the corresponding image :

Monday, Saturday, Tuesday, Wednesday, Thursday, Sunday, Friday



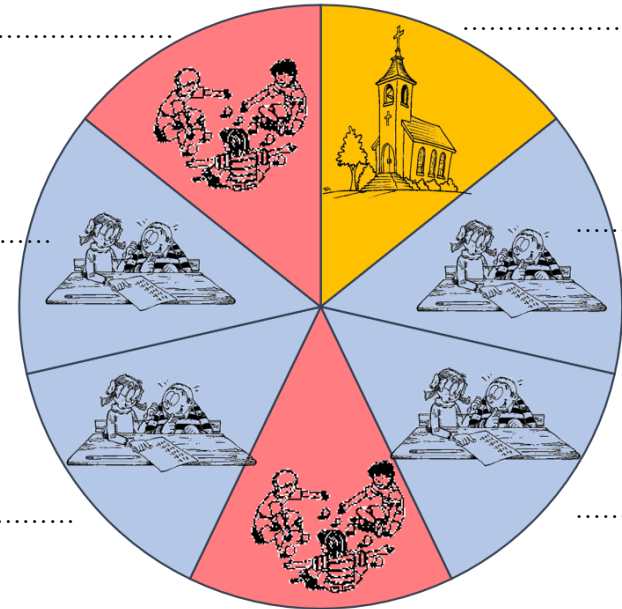
PART 3

1. Read, repeat and learn the words.



2. Read the words and copy them under the corresponding image :

Wednesday, Sunday, a school, Tuesday, to pray, Monday, Friday,
a church, Saturday, to work, Thursday



PART 4



1. Read, repeat and learn the words.

2. Read the words and copy them under the corresponding image :

twelve, hand, hearts, eight, a sweet, four, ten, a ball, a box, seven,
card, six, finger, eleven, nine, five, a bag



7 8 9 10 11 12



There is on this



There are on this



5

There are in this



11

There are in this

Lesson 4

PART 1



1. Read, repeat and learn the words.

2. Read the words and copy them under the corresponding image :

a hand, three, to work, one, to play, friends, to pray, a finger, two, a church, a school



1

2

3



PART 2

1. Read, repeat and learn the words.



2. Read the words and copy them under the corresponding image :

a heart, three, four, one, a card, six, a finger, two, five, a hand



1 2 3 4 5 6



There are on this



There are on this

PART 3

1. Read, repeat and learn the words.



2. Read the words and copy them under the corresponding image :

hand, a heart, eight, four, a ball, seven, a card, six, fingers, nine, five, a bag



4 5 6 7 8 9



There are on this



There are on this



8 There are in this

PART 4

1. Read, repeat and learn the words.



2. Read the words and copy them under the corresponding image :

ninety-four, eighty-two, sixty-three, ninety, seventy-one, forty-five, eighty, fifty-six, seventy-nine, eighty-eight, ninety-seven, seventy

45

56

63

70

71

79

80

82

88

90

94

97

Lesson 5

PART 1

1. Read, repeat and learn the words.



2. Read the words and copy them under the corresponding image :

fifteen, sweets, nineteen, ten, seventeen, balls, eleven, box, thirteen, sixteen, fourteen, twelve, bag, eighteen

10

11

12

13

14

15

16

17

18

19



12

There are in this



18

There are in this

PART 2

1. Read, repeat and learn the words.



2. Read the words and copy them under the corresponding image :

*thirty-six, fifteen, twenty, nineteen, thirty-one, seventeen, thirteen,
twenty-eight, sixteen, fourteen, thirty, twelve, twenty-four, eighteen*

12

13

14

15

16

17

18

19

20

24

28

30

31

36

PART 3

1. Read, repeat and learn the words.



2. Read the words and copy them under the corresponding image :

*fifty-four, twenty-nine, sixty-eight, fifty-nine, thirty-five, forty, fifty,
forty-two, sixty, thirty-three, forty-seven, sixty-one*

29

33

35

40

42

47

50

54

59

60

61

68

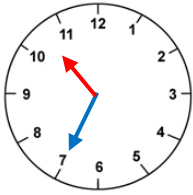
PART 4



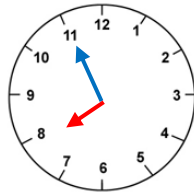
1. Read, repeat and learn the words.

2. Read the words and copy them under the corresponding image :

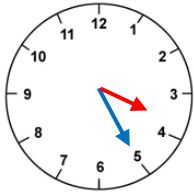
twenty to midnight, twenty-five to eleven, twenty past one, twenty-five past three, ten to midday, five past seven, a quarter to six, five to eight, ten past nine



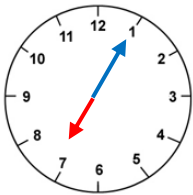
It is



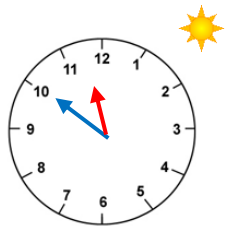
It is



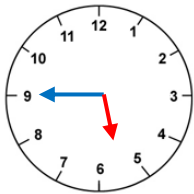
It is



It is



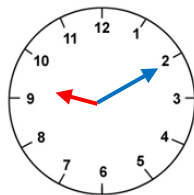
It is



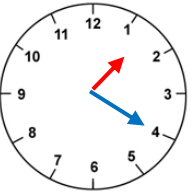
It is



It is



It is



It is

Lesson 6

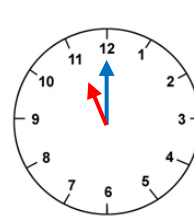
PART 1



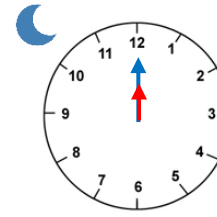
1. Read, repeat and learn the words.

2. Read the words and copy them under the corresponding image :

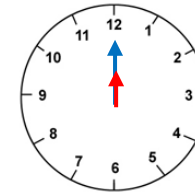
eighty-six, two o'clock, ninety-one, eleven o'clock, forty-three, midday, twenty-eight, thirty-seven, seventy-two, midnight



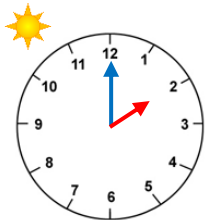
It is



It is



It is



It is

28

.....

43

.....

72

.....

86

.....

37

.....

91

.....

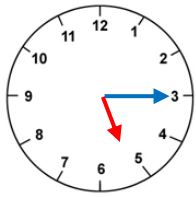
PART 2

1. Read, repeat and learn the words.

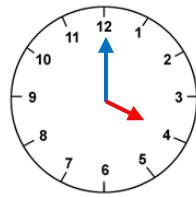


2. Read the words and copy them under the corresponding image :

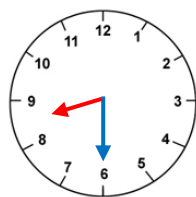
quarter past midnight, half-past ten, four o'clock, half-past eight, half-past midday, seven o'clock, quarter past two, quarter past five, six o'clock



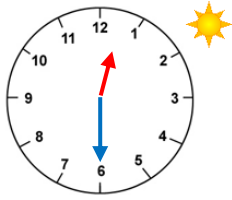
It is



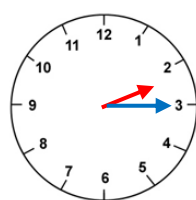
It is



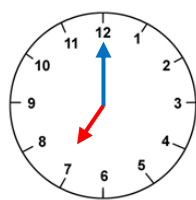
It is



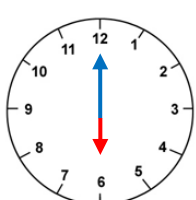
It is




It is



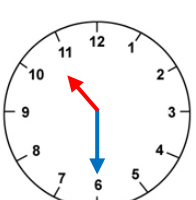
It is



It is



It is



It is

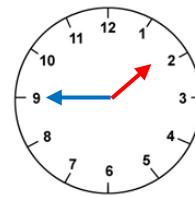
PART 3

1. Read, repeat and learn the words.

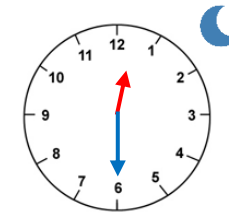


2. Read the words and copy them under the corresponding image :

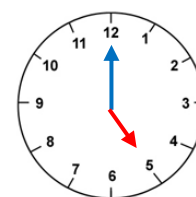
one o'clock, half-past midnight, a quarter to two, a quarter to midday, five o'clock, quarter past nine, half-past six, a quarter to seven, quarter past three



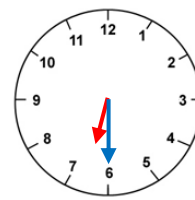
It is



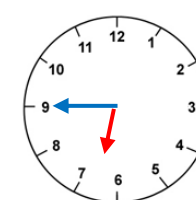
It is



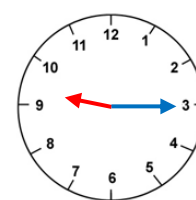
It is



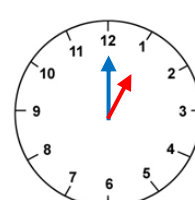
It is



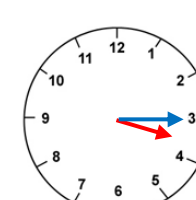
It is



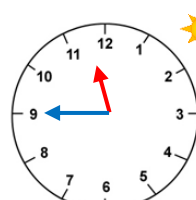
It is



It is



It is



It is

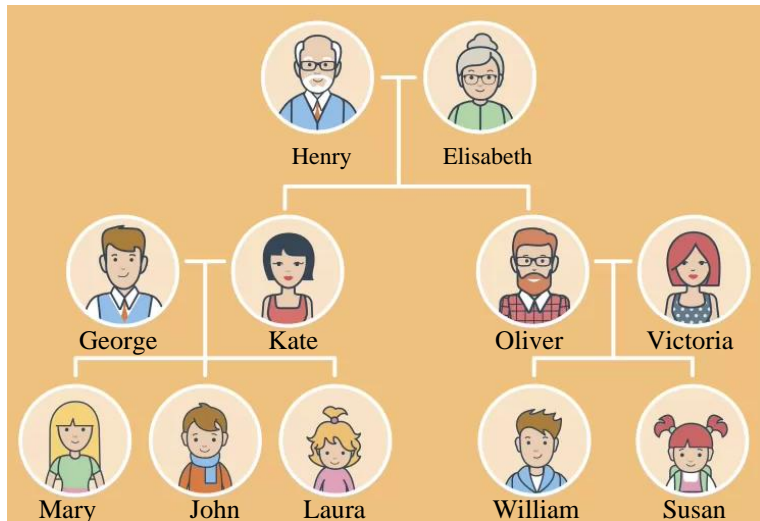
PART 4

1. Read, repeat and learn the words.



2. Read the words and copy them under the corresponding image :

grandfather, mother, aunt, niece, sister, nephew, cousins, son, children, father,
grandmother, brother, daughter, uncle, wife, husband



- . Mary, John and Laura are Kate's
- . William and Susan are Mary's
- . Oliver is Victoria's Victoria is William's
- . Henry is William's Kate is Susan's
- . John is Oliver's John is Mary's
- . Susan is William's Susan is George's
- . Kate is George's Kate is Elisabeth's
- . Elisabeth is John's John is Kate's
- . Henry is Kate's Oliver is Laura's

Lesson 7

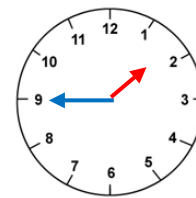
PART 1

1. Read, repeat and learn the words.

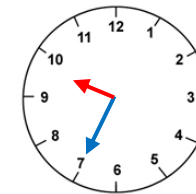


2. Read the words and copy them under the corresponding image :

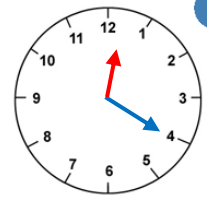
ten past eight, the father, twenty-five to ten, the children, five to midday, the family,
half-past three, the mother, a quarter to two, twenty past midnight, a child



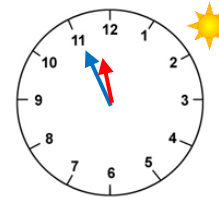
It is



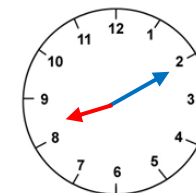
It is



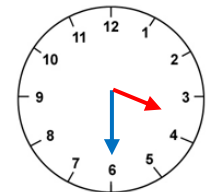
It is



It is



It is



It is

PART 2

1. Read, repeat and learn the words.



2. Read the words and copy them under the corresponding image :

*the children, the son, the grandmother, a family, the father, the daughter,
the grandfather, a child, the mother*



.....

.....

.....



.....

.....

.....



.....

.....


PART 3

1. Read, repeat and learn the words.



2. Read the words and copy them under the corresponding image :

*grandfather, son, wife, brother, father, daughter, mother, sister, husband,
grandmother*



.....

.....



.....

.....



.....

.....



.....

.....

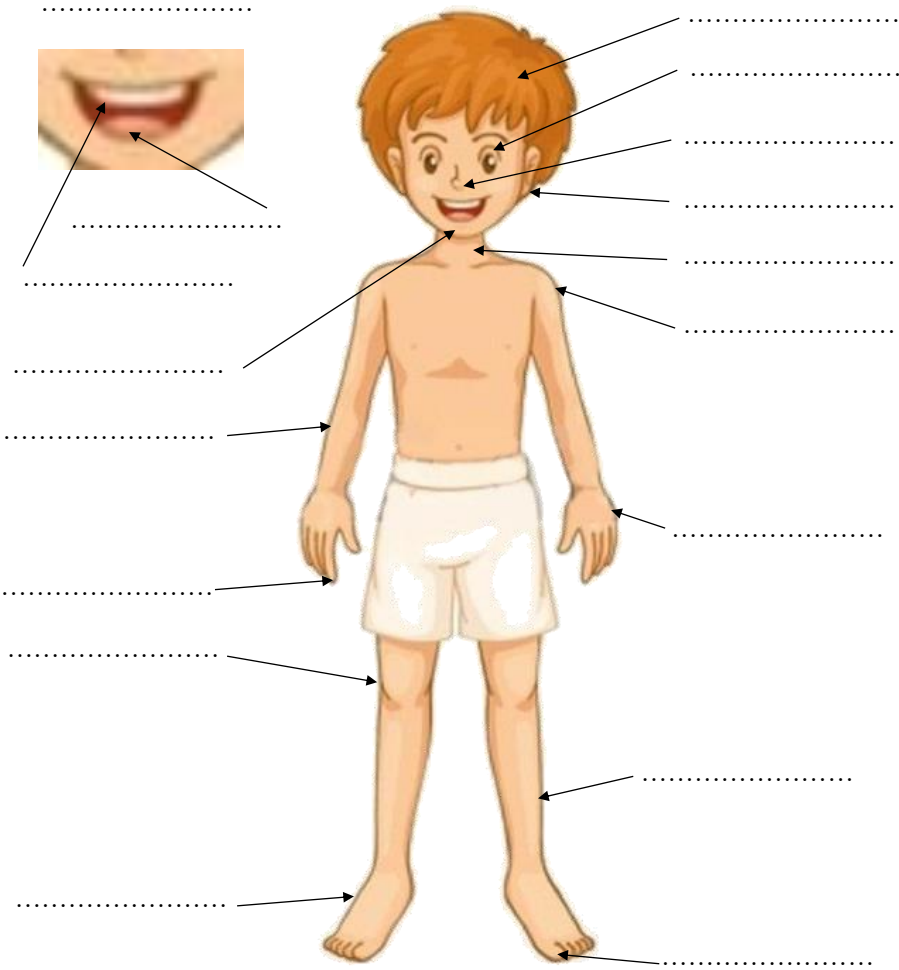
PART 4



1. Read, repeat and learn the words.

2. Read the words and copy them under the corresponding image :

*the neck, an eye, a leg, the nose, a shoulder, a toe, the tongue, the chin, a finger,
a knee, the mouth, a hand, an ear, the teeth, the hair, a foot, an arm*



Lesson 8

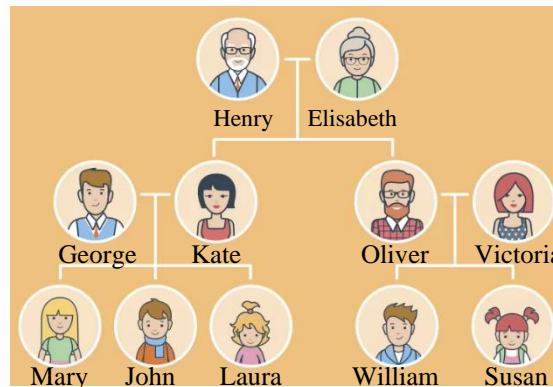
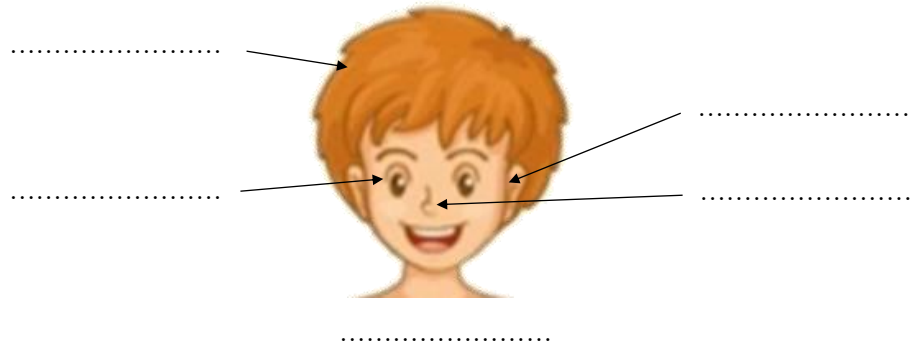
PART 1



1. Read, repeat and learn the words.

2. Read the words and copy them under the corresponding image :

*sister, uncle, an ear, nephew, the nose, cousin, husband, the head, niece, aunt, the
hair, an eye, wife, brother*



. Laura is Oliver's
. Susan is William's
. William is Kate's
. George is Susan's
. John is Laura's
. Victoria is Mary's
. Henry is Elisabeth's
. Victoria is Oliver's
. John is William's

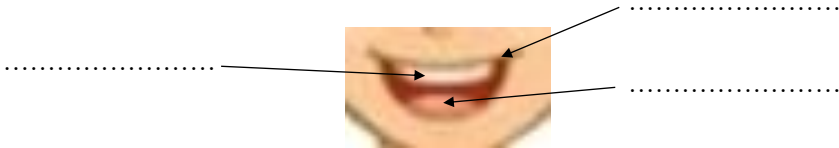
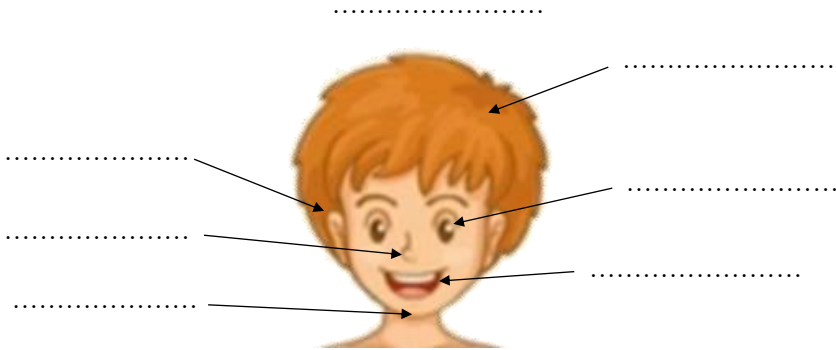
PART 2

1. Read, repeat and learn the words.



2. Read the words and copy them under the corresponding image :

*the lips, an ear, the tongue, an eye, the teeth, the mouth,
the nose, the hair, the chin, the head*



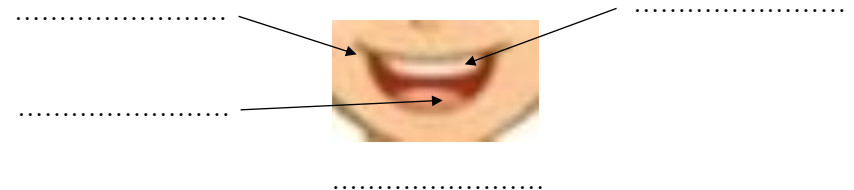
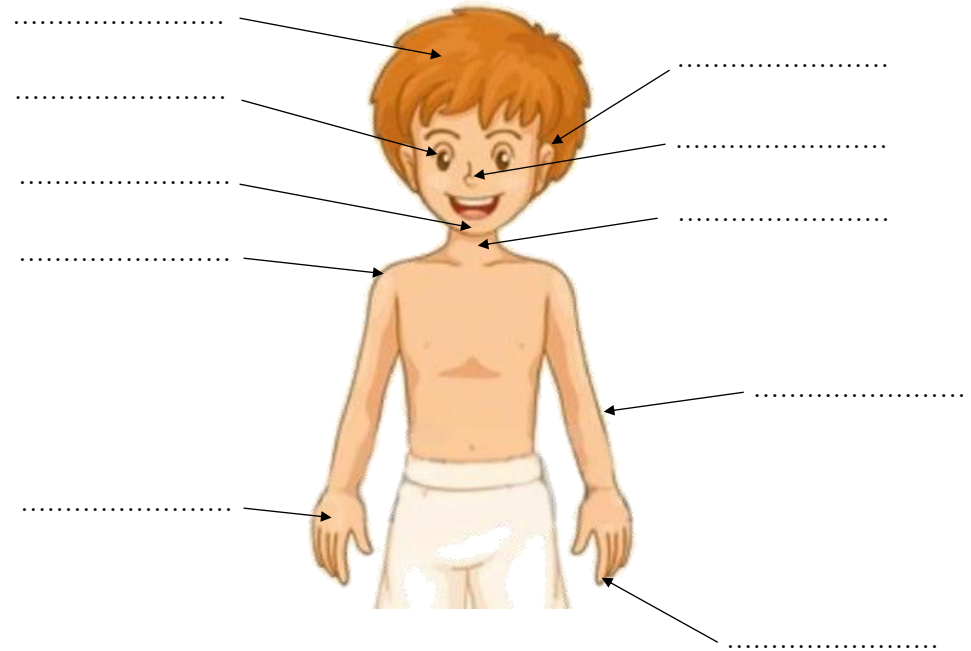
PART 3

1. Read, repeat and learn the words.



2. Read the words and copy them under the corresponding image :

*a shoulder, a finger, the tongue, the hair, the nose, an arm, the teeth, the neck, a hand,
the mouth, an eye, the chin, the lips, an ear*



PART 4



1. Read, repeat and learn the words.

2. Read the words and copy them under the corresponding image :

a hat, sandals, a scarf, shoes, a belt, slippers, a cap, a swimsuit, boots, a sweater, sunglasses, gloves, a coat, a cap, socks, a tie



.....

.....

.....

.....

.....

.....

.....

.....

.....

.....

.....

.....

.....

.....

.....

.....

Lesson 9

PART 1



1. Read, repeat and learn the words.

2. Read the words and copy them under the corresponding image :

a skirt, a finger, pyjamas, a leg, a toe, a knee, trousers, a shirt, shorts, a foot, a dress, a hand

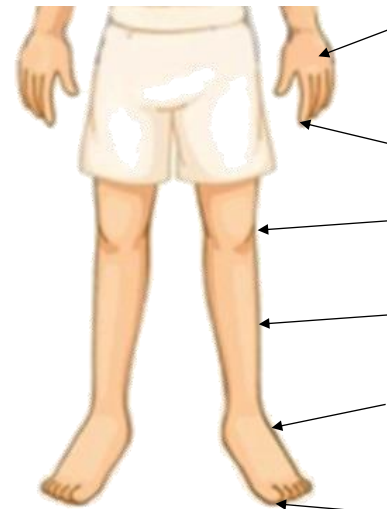


.....

.....

.....

.....



.....

.....

.....

.....

.....

.....



.....

.....

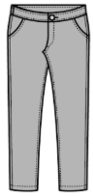
PART 2

1. Read, repeat and learn the words.



2. Read the words and copy them under the corresponding image :

*sunglasses, a tie, a swimsuit, a shirt, pyjamas, a hat, a skirt, trousers,
a cap, shorts, a dress, a belt*



.....

.....

.....

.....



.....

.....



.....

.....

.....



.....

.....

.....

PART 3

1. Read, repeat and learn the words.



2. Read the words and copy them under the corresponding image :

*a swimsuit, gloves, a hat, a cap, a tie, shorts, a sweater, a belt, a shirt, a skirt,
sunglasses, trousers, a cap, a dress, pyjamas, a coat, a scarf*



.....

.....

.....

.....



.....

.....

.....

.....



.....

.....

.....

.....



.....

.....

.....

.....

.....

PART 4

1. Read, repeat and learn the words.



2. Read the words and copy them under the corresponding image :

*beige, light green, yellow, orange, white, grey, white, dark blue, purple, black, red,
pink, dark green, brown, light blue, purple*



- . The shirt is
- . The coat is
- . The gloves are
- . The dress is and
- . The socks are and
- . The mother has a skirt. Her shirt and shoes are
- . The grandfather has a sweater, trousers,
..... shoes and hair.
- . The grandmother has a skirt. Her shoes and shirt are
- Her hair is

Lesson 10


PART 1



1. Read, repeat and learn the words.

2. Read the words and copy them under the corresponding image :

*light green, a cap, boots, a sweater, shoes, dark blue, socks, light blue,
dark green, sandals, a scarf, slippers*



.....



.....



.....


PART 2

1. Read, repeat and learn the words.




2. Read the words and copy them under the corresponding image :

dark green, red, pink, purple, light blue, orange, dark blue, light green



.....



.....


PART 3

1. Read, repeat and learn the words.




2. Read the words and copy them under the corresponding image :


*golden, orange, brown, dark green, beige, light blue, purple, light green, yellow,
dark blue, red, pink*



.....



.....



.....













PART 4



1. Read, repeat and learn the words.

2. Read the words and copy them under the corresponding image :

a washbasin, perfume, toothpaste, a hairbrush, a toilet, a toothbrush, a comb,
to brush the teeth, soap, to wash, shampoo, a washing machine

			
.....
			
.....
			
.....

Lesson 11



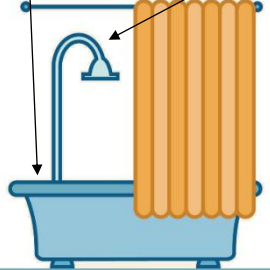





PART 1



1. Read, repeat and learn the words.

2. Read the words and copy them under the corresponding image :

a shower, red, light blue, white, a bath, light green, black, a mirror, brown, dark blue,
yellow, a bathroom, orange, towels

.....			
.....			
			
.....
			
Cynthia	Victoria	Sandy	Samuel

- . Cynthia has trousers and shoes.
- . Victoria has shorts, and a shirt.
- . Sandy has a dress and shoes.
- . Samuel has shorts, a pullover, and socks.

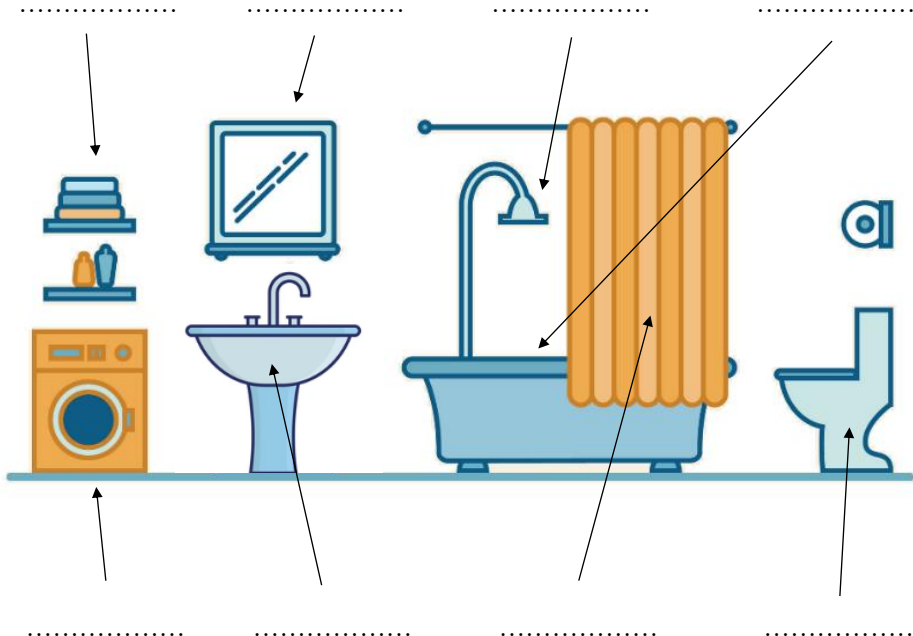
PART 2

1. Read, repeat and learn the words.



2. Read the words and copy them under the corresponding image :

*a washing machine, a bath, a toilet, a curtain, a mirror, a washbasin, the bathroom,
a shower*



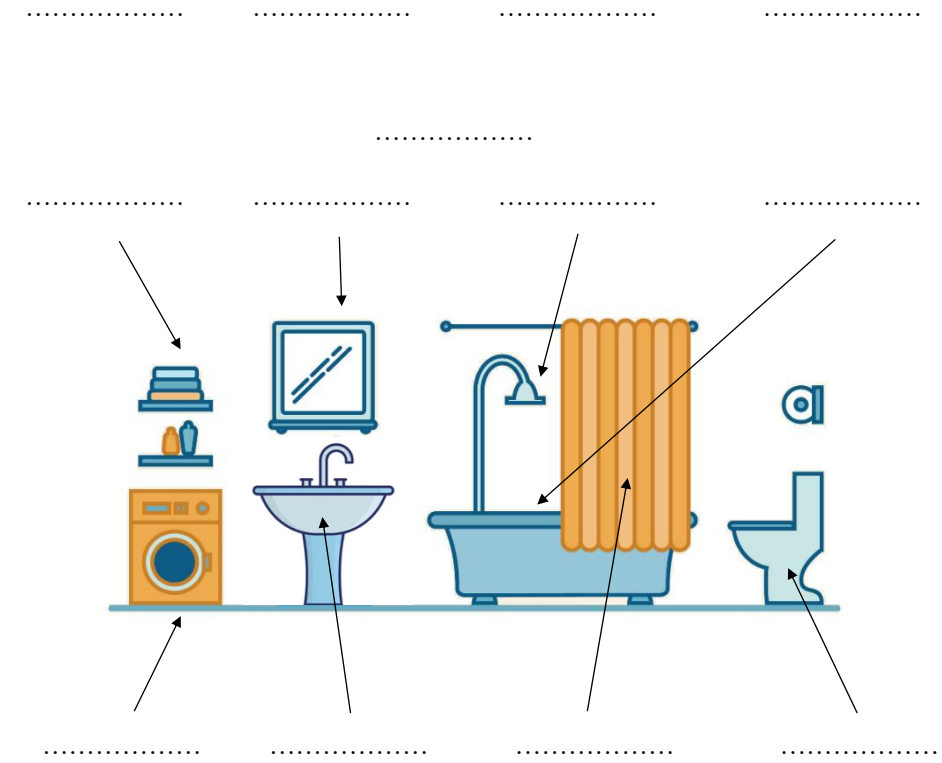
PART 3

1. Read, repeat and learn the words.



2. Read the words and copy them under the corresponding image :

*a washing-machine, a mirror, to brush the teeth, a toilet, a washbasin, towels, a bath,
toothpaste, a curtain, a bathroom, to wash, a shower, a toothbrush*



PART 4

1. Read, repeat and learn the words.



2. Read the words and copy them under the corresponding image :

a camera, a doll, a lamp, a ball, a curtain, a desk, a bedroom, a stool, a clock,
the floor, a schoolbag, a teddy bear, a drawing, a wall, toys



Lesson 12

PART 1



1. Read, repeat and learn the words.

2. Read the words and copy them under the corresponding image :

toothpaste, a comb, a bedroom, perfume, soap, to brush the teeth, shampoo,
a hairbrush, a bed, a window, a toothbrush, a pillow



PART 2


1. Read, repeat and learn the words.



2. Read the words and copy them under the corresponding image :

a curtain, a drawing, a bed, a window, a pillow, a bedroom, a clock, a wall

.....



.....

PART 3

1. Read, repeat and learn the words.



2. Read the words and copy them under the corresponding image :

a drawing, a ball, a window, a clock, a camera, a pillow, a doll, the floor, toys, a bed, a teddy-bear, a curtain, a wall

.....



.....

.....

PART 4



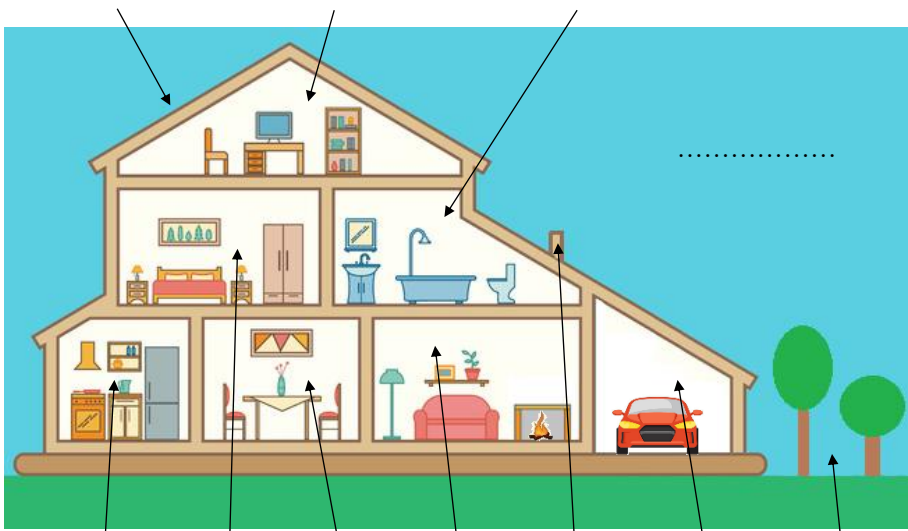
1. Read, repeat and learn the words.

2. Read the words and copy them under the corresponding image :

a house, a door, the kitchen, upstairs, an office, a bathroom, the garden, the dining-room, the garage, the living-room, a window, the roof, downstairs, a chimney, a key, the bedroom



.....
.....



.....
.....

Lesson 13

PART 1



1. Read, repeat and learn the words.

2. Read the words and copy them under the corresponding image :

a schoolbag, the floor, a bedroom, a teddy bear, a ball, toys, a stool, a house, a desk, a bathroom, a camera, a lamp, an office, a doll



.....
.....



.....
.....
.....

PART 2

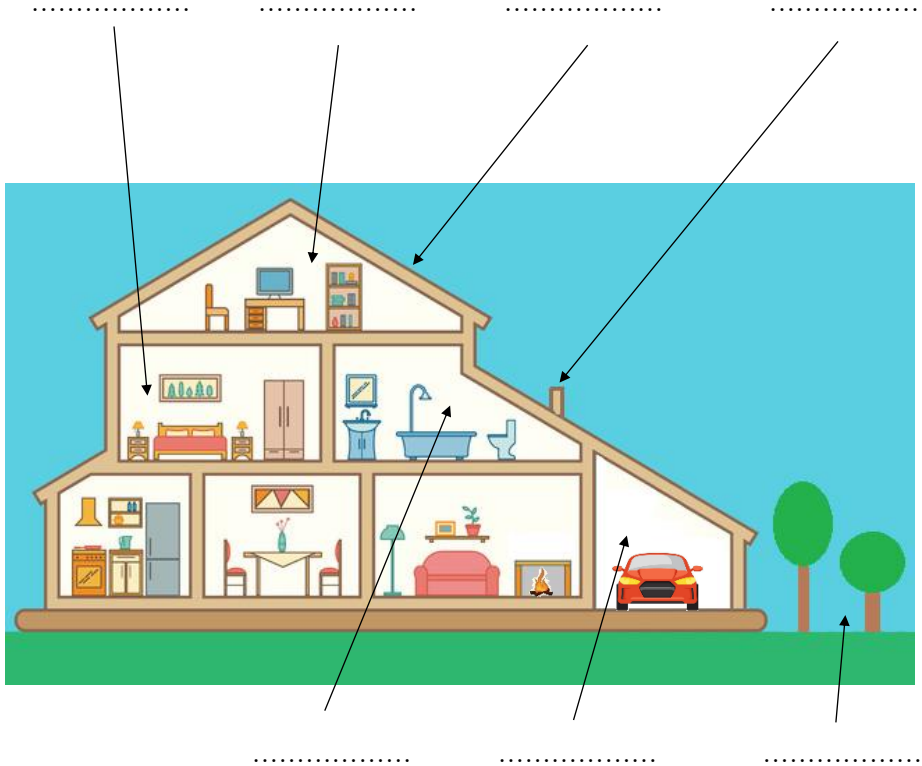
1. Read, repeat and learn the words.



2. Read the words and copy them under the corresponding image :

the roof, the garden, an office, a bathroom, the garage, a bedroom, the chimney, a house

.....



.....

PART 3

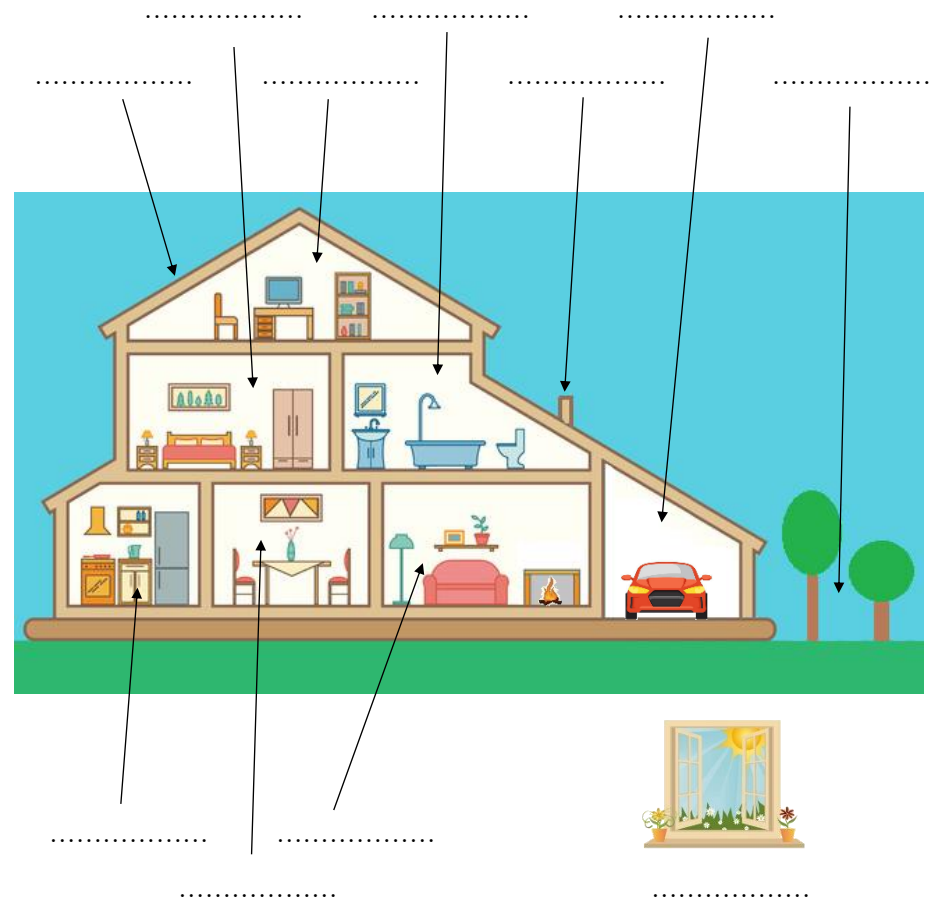
1. Read, repeat and learn the words.



2. Read the words and copy them under the corresponding image :

*the living-room, a bathroom, the garden, a window, a bedroom, the garage,
the kitchen, a house, the chimney, an office, the roof, the dining-room*

.....



.....

.....

.....


PART 4

1. Read, repeat and learn the words.



2. Read the words and copy them under the corresponding image :

a chair, a fork, a bottle, a plate, a spoon, the floor, a cupboard, a tablecloth, a knife,
a carafe, a cup, a bowl, a napkin, a saucepan, a glass, a table



Lesson 14

PART 1

1. Read, repeat and learn the words.



2. Read the words and copy them under the corresponding image :

a window, a cupboard, upstairs, a saucepan, the fridge, a wall, a key, a kitchen,
a door, the freezer, downstairs



.....

PART 2

1. Read, repeat and learn the words.



2. Read the words and copy them under the corresponding image :

*a bowl, a table, a saucepan, a chair, the freezer, a cupboard, a kitchen, a bottle,
a window, the fridge, a carafe, the floor*



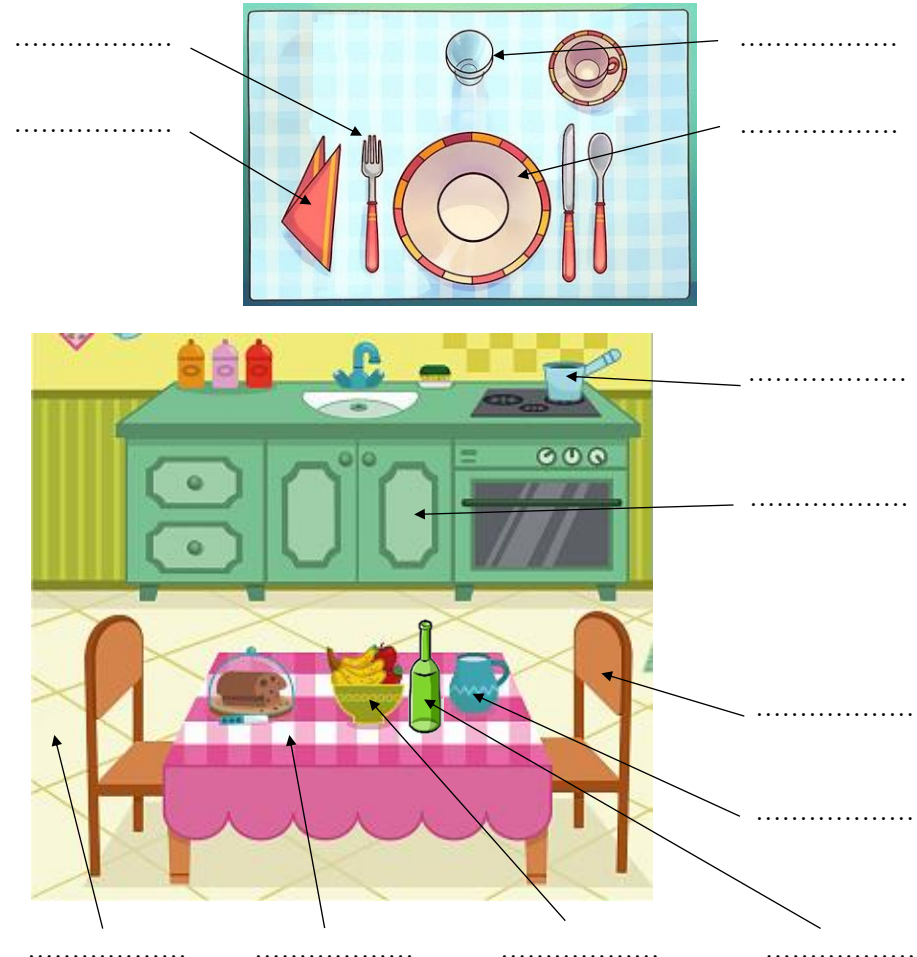
PART 3

1. Read, repeat and learn the words.



2. Read the words and copy them under the corresponding image :

*a carafe, a glass, a table, the floor, a cupboard, a chair, a fork, a bowl, a napkin,
a saucepan, a bottle, a plate*



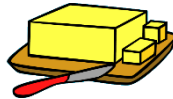
PART 4

1. Read, repeat and learn the words.



2. Read the words and copy them under the corresponding image :

tomatoes, butter, potatoes, cheese, a peach, an ice-cream, a banana, salt, beans,
a yoghurt, a strawberry, pepper, a pear, bread, an apple, salad



.....

.....

.....

.....




.....

.....

.....

.....



.....

.....

.....

.....



.....

.....

.....

.....

Lesson 15

PART 1

1. Read, repeat and learn the words.



2. Read the words and copy them under the corresponding image :

a tablecloth, water, a plate, orange-juice, a spoon, to drink, a knife, coffee, a cup,
a glass, a bottle, a fork, tea, a bowl, milk, a napkin



.....

.....

.....

.....

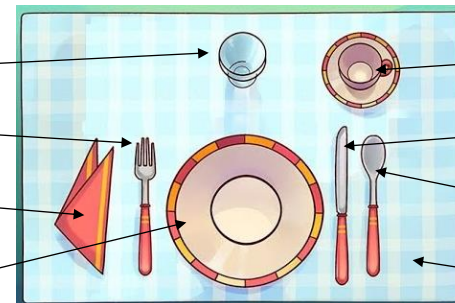


.....

.....

.....

.....



.....

.....

.....

.....

.....

.....

.....

.....

.....

PART 2

1. Read, repeat and learn the words.



2. Read the words and copy them under the corresponding image :

coffee, fish, chicken, to eat, ham, milk, roast, tea, sausages, orange-juice, to drink, water



.....

.....

.....

.....



.....

.....

.....

.....



.....

.....

.....

.....


PART 3

1. Read, repeat and learn the words.



2. Read the words and copy them under the corresponding image :

sausages, a strawberry, ham, to drink, tea, to eat, an apple, milk, beans, orange-juice, coffee, tomatoes, chicken, potatoes, fish, a pear, a peach, roast, water, a salad



.....

.....

.....

.....

PART 4

1. Read, repeat and learn the words.



2. Read the words and copy them under the corresponding image :

*a horse, a chick, a goat, a sheep, a dog, a duck, a hen, a pony,
a cat, a lamb, a farm, a turkey, a donkey, a goose, a pig, a cow, a rabbit*




.....

.....

.....

.....




.....

.....

.....

.....



.....

.....

.....

.....

.....

Lesson 16

PART 1

1. Read, repeat and learn the words.



2. Read the words and copy them under the corresponding image :

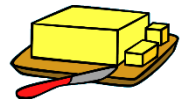


*a cow, cheese, a dog, a yoghurt, salt, an ice cream, a banana,
a farm, pepper, butter, a cat, bread,*

.....

.....

.....

.....



.....

.....

.....

.....



.....

.....

.....

.....

PART 2

1. Read, repeat and learn the words.



2. Read the words and copy them under the corresponding image :

a chick, a cat, a horse, a dog, a pig, a cow, a goat, a farm, a hen




PART 3

1. Read, repeat and learn the words.



2. Read the words and copy them under the corresponding image :

a goat, a farm, a hen, a cow, a lamb, a cat, a donkey, a dog, a horse, a pig, a sheep, a chick, a pony



PART 4



1. Read, repeat and learn the words.

2. Read the words and copy them under the corresponding image :

*a bear, a fox, a zoo, a snake, a dolphin, a lion, a penguin, a rhinoceros, a wolf,
a monkey, a shark, a giraffe, an elephant, a panther, a tiger, a panda, a crocodile*



.....



.....

.....



.....

.....

.....

.....

.....

.....

Lesson 17

PART 1



1. Read, repeat and learn the words.

2. Read the words and copy them under the corresponding image :

*a goose, a pony, a panda, a duck, an elephant, a rabbit, a zoo, a sheep,
a giraffe, a lamb, a donkey, a monkey, a turkey*


.....

.....


.....

.....

.....



.....



.....

PART 2

1. Read, repeat and learn the words.



2. Read the words and copy them under the corresponding image :

*a lion, a monkey, a zoo, a panda, an elephant, a panther, a giraffe,
a penguin, a rhinoceros*



PART 3

1. Read, repeat and learn the words.



2. Read the words and copy them under the corresponding image :

*a rhinoceros, an elephant, a bear, a panda, a monkey, a snake, a zoo, a tiger, a lion,
a panther, a penguin, a crocodile, a giraffe*



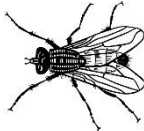
PART 4



1. Read, repeat and learn the words.

2. Read the words and copy them under the corresponding image :

*a stone, a tree, a starfish, a bee, wood, a spider, a mosquito, a cloud, the grass,
the sand, a flower, a fly, the sky, a butterfly, a shell*



Lesson 18


PART 1



1. Read, repeat and learn the words.

2. Read the words and copy them under the corresponding image :

*a shark, a snail, a snake, a bear, a fox, a frog, a wolf, a bird, a crocodile,
a mouse, a dolphin*



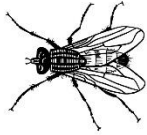
PART 2

1. Read, repeat and learn the words.



2. Read the words and copy them under the corresponding image :

*a spider, a shark, a fly, a frog, a snail, a snake, a dolphin, a bee, a bird, a butterfly,
a mouse, a mosquito*




.....

.....

.....

.....




.....

.....

.....

.....



.....

.....

.....

.....

PART 3

1. Read, repeat and learn the words.



2. Read the words and copy them under the corresponding image :

*a tree, a spider, wood, a bird, a fly, the grass, a bee, a frog, a snail, a mosquito,
a flower, a mouse, a butterfly*

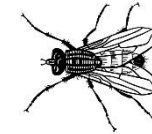


.....

.....

.....

.....




.....

.....

.....

.....



.....

.....

.....

.....

.....





PART 4

1. Read, repeat and learn the words.



2. Read the words and copy them under the corresponding image :

*a cloud, the beach, a path, the sea, a port, an island, a boat, the sky, a town,
a lighthouse, a village*



Lesson 19


PART 1

1. Read, repeat and learn the words.



2. Read the words and copy them under the corresponding image :

the sand, a road, a starfish, a river, the sky, a shell, a cloud, a hill, a stone, a bridge





PART 2

1. Read, repeat and learn the words.



2. Read the words and copy them under the corresponding image :

a lake, a river, the sky, a village, a hill, a mountain, a forest, a bridge, a road





PART 3

1. Read, repeat and learn the words.



2. Read the words and copy them under the corresponding image :

a mountain, a lake, the sea, a forest, the sky, a bridge, an island, the beach, a cloud, a town, a village



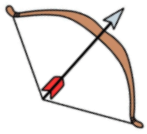
PART 4

1. Read, repeat and learn the words.



2. Read the words and copy them under the corresponding image :

the snow, a rainbow, the ice, a raincoat, the wind, a bow, a storm, an umbrella, it's snowing, it's cold, it's windy, it's freezing, it's icy, it's hot, it's stormy, it's warm



.....

.....

.....

.....



.....

.....

.....

.....

.....

.....

.....

.....



.....

.....

.....

.....

.....

.....

.....

.....

Lesson 20

PART 1

1. Read, repeat and learn the words.



2. Read the words and copy them under the corresponding image :

a boat, a village, it's cloudy, the fog, the sea, the sun, an island, it's raining, a lighthouse, it's foggy, a path, the rain, it's sunny, a port, clouds

.....

.....

.....

.....



.....

.....

.....

.....


.....

.....

.....

.....

.....



.....

.....

.....

.....

.....

.....

PART 2

1. Read, repeat and learn the words.



2. Read the words and copy them under the corresponding image :

*the rain, the fog, a storm, the snow, the wind, clouds, the ice, the sun,
it's sunny, it's snowing, it's stormy, it's cloudy, it's icy, it's windy, it's foggy, it's raining*

.....
			
.....
.....

.....
			
.....
.....





PART 3

1. Read, repeat and learn the words.



2. Read the words and copy them under the corresponding image :

*it's icy, it's warm, it's cloudy, it's stormy, it's freezing, it's sunny, it's foggy, it's hot,
it's windy, it's raining, it's snowing, it's cold, the snow, a storm, the ice, the wind*

			
.....
.....
.....

			
.....
.....

			
.....
.....

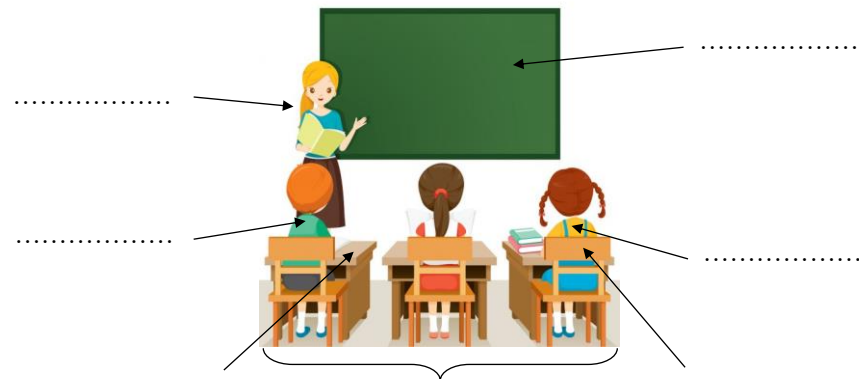

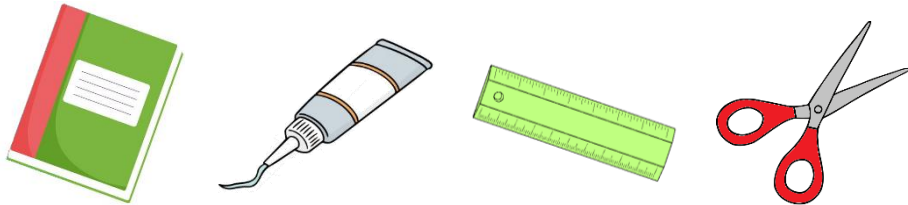
PART 4



1. Read, repeat and learn the words.

2. Read the words and copy them under the corresponding image :

*a desk, scissors, the pupils, a pen, a rubber, a ruler, a board, a girl, glue, a pencil,
a copy book, a boy, a chair, the teacher, a pencil-case*



Lesson 21


PART 1



1. Read, repeat and learn the words.

2. Read the words and copy them under the corresponding image :

*it's cold, a rainbow, a map, it's hot, a board, a paper, an umbrella, a classroom,
it's warm, a desk, a bow, a book, it's freezing, a schoolbag, a raincoat, a chair*



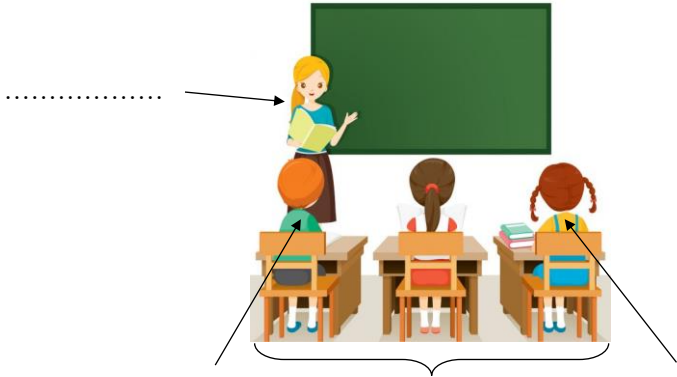
PART 2

1. Read, repeat and learn the words.




2. Read the words and copy them under the corresponding image :

a paper, a girl, a chair, the pupils, a schoolbag, a classroom, a boy, a map, a book, a board, the teacher, a desk



.....



.....
.....
.....
.....
.....

PART 3

1. Read, repeat and learn the words.

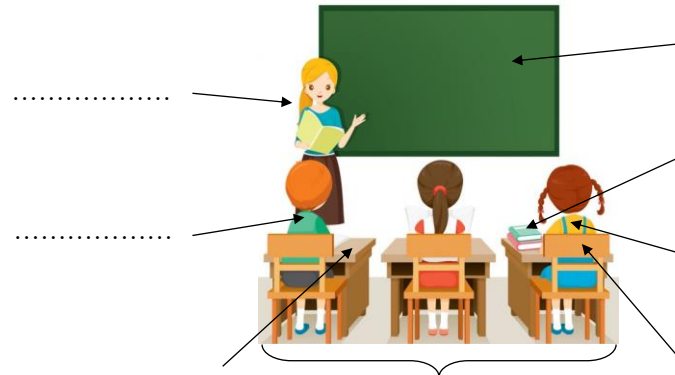


2. Read the words and copy them under the corresponding image :

the teacher, a pencil, the pupils, a board, a girl, a pen, a desk, a rubber, a chair, a boy, a pencil-case, a book



.....



.....
.....
.....
.....

PART 4

1. Read, repeat and learn the words.



2. Read the words and copy them under the corresponding image :

*to drive, to swim, a bike, to sit down, to cook, to sleep, a car, to walk, a plane, a bus,
to run, a truck, to jump, to stand up*



Lesson 22

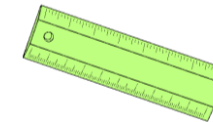
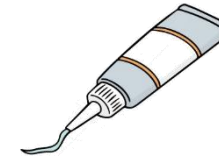
PART 1

1. Read, repeat and learn the words.



2. Read the words and copy them under the corresponding image :

*a pencil, a rubber, to listen, an exercise-book, a ruler, to talk, scissors, to read,
a pencil-case, glue, to write, a pen*




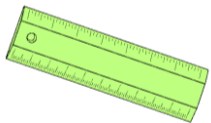
PART 2

1. Read, repeat and learn the words.



2. Read the words and copy them under the corresponding image :

*a ruler, to listen, a copy-book, to write, to walk, to talk, to sit down, to jump, to read,
to stand up, scissors, to run, glue*




PART 3

1. Read, repeat and learn the words.



2. Read the words and copy them under the corresponding image :

*to sit down, to cook, to run, to listen, to jump, to drive, to write, to walk, to stand up,
to talk, to sleep, to swim, to read*



PART 4

1. Read, repeat and learn the words.



2. Read the words and copy them under the corresponding image :

open, clean, closed, old, slow, wet, light, heavy, happy, dry, dirty, empty, sad, fast, full



.....

.....

.....

.....



.....

.....

.....

.....



.....

.....

.....

.....



.....

.....

.....

.....

Lesson 23

PART 1

1. Read, repeat and learn the words.



2. Read the words and copy them under the corresponding image :

a plane, tall, a car, small, a truck, a bus, thick, a bike, little, thin, to drive, big



.....

.....

.....

.....



.....

.....

.....

.....



.....

.....

.....

.....

PART 2

1. Read, repeat and learn the words.



2. Read the words and copy them under the corresponding image :

short, big, thick, little, small, full, tall, heavy, empty, long, thin, light



.....

.....

.....

.....



.....

.....

.....

.....



.....

.....

.....

.....

PART 3

1. Read, repeat and learn the words.



2. Read the words and copy them under the corresponding image :

short, sad, clean, heavy, happy, empty, dirty, dry, big, thick, full, little, light, thin, long, wet



.....

.....

.....

.....



.....

.....

.....

.....



.....

.....

.....

.....



.....

.....

.....

.....

PART 4

1. Read, repeat and learn the words.



2. Read the words and copy them under the corresponding image :

on the right, in front of, above, near, far from, away from, along, past, around, on, to, beside, below, behind, under, on the left



to go
the box



to go
the box



to go
the box



the box



the box



the box




the box



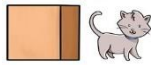
the box




the box



of the box



of the box



the box



the box



the box



the box

Lesson 24

PART 1

1. Read, repeat and learn the words.



2. Read the words and copy them under the corresponding image :

fast, sad, between, open, into, old, out of, closed, young, through, slow, happy, inside



the box



the box



the box



the box



the boxes




PART 2

1. Read, repeat and learn the words.



2. Read the words and copy them under the corresponding image :

inside, through, down, slow, below, between, above, over, open, under, closed, on, into, up, out of, fast



.....
the box



.....
the box



.....
the box



.....
the boxes



.....
the box



.....
the box



to go to go



.....
the box



.....
the box



.....
the box



.....
the box



.....



.....



.....



.....

PART 3

1. Read, repeat and learn the words.



2. Read the words and copy them under the corresponding image :

under, over, above, on the left, in front of, out of, up, below, behind, between, beside, on, down, near, on the right, far from, into



.....
the box



.....
the box



.....
the box



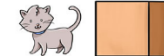
.....
the boxes



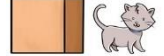
.....
the box



.....
the box



.....
of the box



.....
of the box



.....
the box



.....
the box



.....
the box



.....
the box



.....
the box



to go



.....
the box



.....
the box